

Table of Contents

Introduction 3

IDENTIFYING AND NAMING PERCENTS

Parts of a Whole 4
Three Ways to Say It 5
Ratios and Percents 6
What's Missing? 7

CONVERTING DECIMALS TO PERCENTS AND PERCENTS TO DECIMALS

Decimals to Percents 8
From Decimals to Percents or Back 9
Percents Greater Than One 10
One Way or Another 11

FINDING AND ORDERING EQUIVALENT FRACTIONS, DECIMALS, AND PERCENTS

Show Three Ways 12
Finding Larger Conversions 13
Find Equivalents 14
Set the Table 15
Convert and Compare 16
More or Less 17

DETERMINING THE PERCENT OF A NUMBER

Percent of a Whole Number 18
What Percent Is It? 19
Find the Missing Percent 20
What Is the Missing Percent? 21
Find the Missing Original Number 22
What Is the Missing Original Number? 23

FINDING A VARIABLE

Variables with Percents 24
Find the Unknown 25

USING PERCENTS IN REAL-WORLD ACTIVITIES

What's the Price? 26
What a Bargain! 27
How Much Off? 28
What's My Discount? 29
Comparison Shopping 30
Who Saved the Most? 31
Tip the Waiter 32
Your Total Check 33
Sales Tax Totals 34
Sales Tax in a State 35

USING A CIRCLE GRAPH

Fractions of a Circle Graph 36
A Piece of the Pie 37
Make a Percent Circle Graph 38

SOLVING STORY PROBLEMS

Story Problems Using Percents 39
Work It Out 40

USING A GRAPH

Girls' Volleyball Stats 41
Basketball Stats 42

DETERMINING GRADES

What's Your Grade? 43
Making the Grade 44

SOLVING EQUATIONS

Add or Subtract Percents 45

Answer Key 46

Introduction


Percents 5–6 contains ready-to-use activity pages to provide students with skill practice. The fun activities can be used to supplement and enhance what you are already teaching in your classroom. Give an activity page to students as independent class work, or send the pages home as homework to reinforce skills taught in class. An answer key is included at the end of the book as a convenient reference.

This book provides activities that will directly assist students in practicing basic skills and concepts. The structure of the book enhances students' learning and enables them to meet new challenges with confidence. The activities in this book progress from simple to more difficult. Because calculating percents relies on a mastery of multiplication and long division, you may decide if your students should use calculators to complete the pages.

Students will receive reinforcement in the following skills:

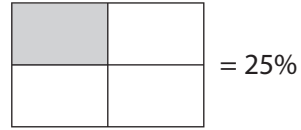
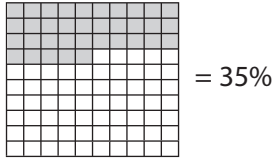
- Identifying and naming percents
- Finding and ordering equivalent fractions, decimals, and percents
- Determining the percent of a number
- Finding a variable
- Using percents in real-world activities
- Solving equations involving percents

Use *Percents 5–6* to reinforce or extend concepts and skills. “Recharge” skill review with the ready-to-go activities in this book, and give students the power to succeed!




Parts of a Whole

A percent is another way to name a fraction or a decimal. **Percent** means "out of a hundred." It names the part of a whole.




Write the percent that is shaded.


1



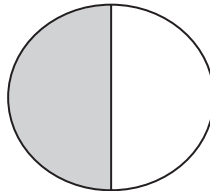
2



3




4




5




6



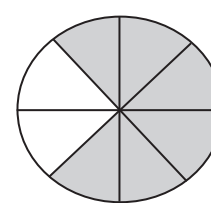
7



8

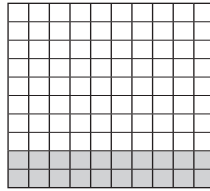


9



Three Ways to Say It


A percent is another way to name a fraction or a decimal. Percent means "out of a hundred." It names the part of a whole.



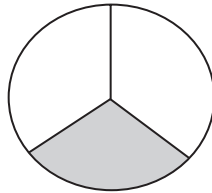
$\frac{1}{5}$ or 0.20 or 20%

Write a fraction, a decimal, and a percent to indicate the part that is shaded.

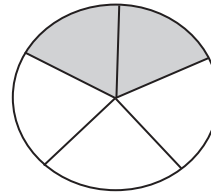
1



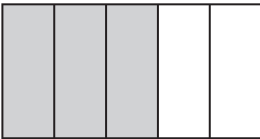
2




3




4




5



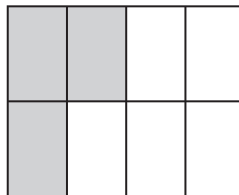
6




7



8



9



Ratios and Percents

To convert a ratio to a percent, the second term in the ratio must be 100.

Ratio: 4 out of 10

1. Multiply both numbers by ten =
40 out of 100
2. Name the Percent = **40%**

Ratio: 3 out of 5

1. Multiply both numbers by 20 =
60 out of 100
2. Name the Percent = **60%**

Write the percent.

<p>1 50 out of 100</p> <p>_____</p>	<p>2 34 out of 100</p> <p>_____</p>	<p>3 98 out of 100</p> <p>_____</p>
<p>4 8 out of 100</p> <p>_____</p>	<p>5 29 out of 100</p> <p>_____</p>	<p>6 100 out of 100</p> <p>_____</p>
<p>7 4 out of 5</p> <p>_____</p>	<p>8 8 out of 25</p> <p>_____</p>	<p>9 49 out of 50</p> <p>_____</p>
<p>10 12 out of 20</p> <p>_____</p>	<p>11 18 out of 20</p> <p>_____</p>	<p>12 21 out of 25</p> <p>_____</p>
<p>13 8 out of 50</p> <p>_____</p>	<p>14 16 out of 100</p> <p>_____</p>	<p>15 16.5 out of 25</p> <p>_____</p>
<p>16 7 out of 10</p> <p>_____</p>	<p>17 1.5 out of 50</p> <p>_____</p>	<p>18 3.75 out of 20</p> <p>_____</p>

Name _____ Date _____

What's Missing?

Complete the chart with the missing ratio, fraction, and percent equivalents. Reduce fractions to lowest terms.

Ratio	Fraction	Percent
27 out of 100		
	$\frac{16}{25}$	
48 out of 100		
		6%
		25%
35 out of 50		
		46%
	$\frac{3}{4}$	
3 out of 5		
		58%

Decimals to Percents

Convert a decimal to a percent by multiplying the decimal by 100.

$$0.5 \times 100 = 50\%$$

Shortcut: Move the decimal two spaces to the right.

$$0.5 \longrightarrow 0.50 = 50\%$$

$$0.25 \longrightarrow 0.25 = 25\%$$

1 $0.25 =$

2 $0.5 =$

3 $0.3 =$

4 $0.4 =$

5 $0.6 =$

6 $0.62 =$

7 $0.125 =$

8 $0.8 =$

9 $0.10 =$

10 $0.99 =$

11 $0.32 =$

12 $0.45 =$

13 $0.625 =$

14 $0.725 =$

From Decimals to Percents or Back

Convert a decimal to a percent by multiplying the decimal by 100.

$$.25 \times 100 = 25\%$$

Shortcut: Move the decimal two spaces to the right.

$$0.5 \longrightarrow 0\ 5\ 0. = 50\%$$

$$.25 \longrightarrow 0\ 2\ 5. = 25\%$$

Convert a percent to a decimal by dividing the percent by 100.

$$25\% \longrightarrow 100 \overline{)25.00} \begin{array}{r} .25 \\ \end{array}$$

Shortcut: Change the % sign to a decimal and move the decimal two spaces to the left.

$$25\% = 2\ 5.$$

$$25. = .2\ 5$$

Change each decimal to a percent or each percent to a decimal.

1 30% =

2 0.7 =

3 75% =

4 0.84 =

5 95.5% =

6 0.955 =

7 0.67 =

8 0.96 =

9 99% =

10 0.33 =

11 0.123 =

12 10% =

Percents Greater Than One

Convert a decimal to a percent by multiplying the decimal by 100.

$$1.0 \times 100 = 100\%$$

Shortcut: Move the decimal two spaces to the right.

$$1.25 \longrightarrow 125\%$$

1 2.25 =

2 3.00 =

3 1.50 =

4 1.75 =

5 1.10 =

6 2.00 =

7 3.25 =

8 2.12 =

9 9.10 =

10 7.99 =

11 5.32 =

12 4.45 =

13 1.625 =

14 10.0 =

One Way or Another

Convert a decimal to a percent by multiplying the decimal by 100.

$$1.25 \times 100 = 125\%$$

Shortcut: Move the decimal two spaces to the right.

$$1.25 \longrightarrow 125\% = 125\%$$

Convert a percent to a decimal by dividing the percent by 100.

$$125\% \longrightarrow 100 \overline{)125.00} \begin{array}{r} 1.25 \\ \end{array}$$

Shortcut: Change the % sign to a decimal and move the decimal two spaces to the left.

$$125\% = 125.$$

$$125. = 1.25$$

Change each decimal to a percent or each percent to a decimal.

1 100% =

2 1.0 =

3 5.0 =

4 200% =

5 3.33 =

6 4.56 =

7 1,000% =

8 7.50 =

9 825% =

10 6.49 =

11 9.12 =

12 500% =