

Table of Contents

Phonemic Awareness

- 1 Rhyming Words
- 2 Rhyming Words
- 3 Beginning Sounds
- 4 Beginning Sounds
- 5 Beginning Sounds
- 6 Beginning Sounds
- 7 Ending Sounds
- 8 Ending Sounds
- 9 Ending Sounds
- 10 Ending Sounds
- 11 Middle Sounds
- 12 Middle Sounds
- 13 Review
- 14 Review
- 15 Take a Test Drive
- 16 Take a Test Drive

Letter Recognition

- 17 Letter Chart
- 18 Letter Sequence
- 19 Letter Sequence
- 20 Letter Sequence
- 21 Letter Sequence
- 22 Uppercase and Lowercase
- 23 Uppercase and Lowercase
- 24 Uppercase and Lowercase
- 25 Uppercase and Lowercase
- 26 Letter Identification
- 27 Take a Test Drive
- 28 Take a Test Drive

Phonics**UNIT 1**

- 29 Beginning b
- 30 Beginning c
- 31 Beginning k
- 32 Beginning m
- 33 Beginning p
- 34 Beginning t
- 35 Short a
- 36 Short e
- 37 Long a
- 38 Long e
- 39 Review
- 40 Review
- 41–42 Put It All Together

UNIT 2

- 43 Beginning h
- 44 Beginning l
- 45 Beginning s
- 46 Beginning z
- 47 Beginning l Blends
- 48 Beginning l Blends
- 49 Short i
- 50 Short o
- 51 Long i
- 52 Long o
- 53 Review
- 54 Review
- 55–56 Put It All Together

Table of Contents

UNIT 3

- 57 Beginning d
- 58 Beginning f
- 59 Beginning g
- 60 Beginning n
- 61 Beginning r
- 62 Beginning r Blends
- 63 Short u
- 64 Short oo
- 65 Long u (u_e)
- 66 Long u (oo)
- 67 Review
- 68 Review
- 69–70 Put It All Together

UNIT 4

- 71 Beginning j
- 72 Beginning v
- 73 Beginning w
- 74 Letter x
- 75 Beginning y
- 76 Beginning Consonant
Digraphs
- 77 Beginning Consonant
Digraphs
- 78 Vowel Diphthongs

- 79 Vowel Diphthongs
- 80 Review
- 81 Review
- 82 Review
- 83–84 Put It All Together

UNIT 5

- 85 Long a Variations
- 86 Long a Variations
- 87 Long e Variations
- 88 Long e Variations
- 89 Long i Variations
- 90 Long i Variations
- 91 Long o Variations
- 92 Long o Variations
- 93 Long u Variations
- 94 Long u Variations
- 95 Review
- 96 Review
- 97 Take a Test Drive
- 98 Take a Test Drive
- 99–100 Put It All Together
Tracking Sheet
Answer Key

CREDITS

Concept Development: Kent Publishing Services, Inc.

Written by: Dawn Purney

Editor: Carla Hamaguchi

Designer/Production: Moonhee Pak/Terri Lamadrid

Illustrator: Jenny Campbell

Art Director: Tom Cochrane

Project Director: Carolea Williams

© 2004 Creative Teaching Press, Inc., Huntington Beach, CA 92649

Reproduction of activities in any manner for use in the classroom and not for commercial sale is permissible.
Reproduction of these materials for an entire school or for a school system is strictly prohibited.


Introduction

The Advantage Phonics Series builds a solid foundation for reading instruction. As outlined in the federally mandated *No Child Left Behind Act*, a research-based reading curriculum should include the following five key components: phonemic awareness, phonics, vocabulary development, reading fluency, and reading comprehension. This series offers strong skill instruction along with motivational features in an easy-to-use format.

Take a look at all the advantages this phonics series offers . . .

Strong Skill Instruction

- **Phonemic awareness** focuses on the sounds in words (apart from their letter representation). A child's level of phonemic awareness is a key factor in predicting reading success. This concept is presented at the beginning of the lower-level books to lay the groundwork for solid phonics instruction.
- **Sight words** or high-frequency words are highlighted throughout the series. These often-encountered words can improve reading fluency when children master them and can recognize and read them effortlessly.
- The sequence of phonics instruction in each resource enables children to immediately transfer their phonics skills to actual reading. The "Put It All Together" mini-book at the end of each unit combines all the skills practiced in the unit in an **authentic reading** situation.



Introduction

Motivational Format


- The **teaching component** at the top of the activity pages provides the support children need to work through the book independently.
- Each unit ends with a small puzzle to recognize and **reward** progress and success.
- The “Think It Through” feature provides **fun puzzles** and **brainteasers**.
- The letter **character mascot** adds a fun element to each activity page.

Assessment


- Review pages at the end of each unit offer **mixed-skill practice**.
- The “Take a Test Drive” pages provide practice in various **test-taking formats**, including multiple choice and short response. These formats model national standardized and proficiency tests.
- The **tracking sheet** at the back of each book provides a motivational tool for children to use as they work their way from activity 1 to 100.

Answer Key


- Each page, with the answers completed, is reproduced in a miniature format at the back of the books to make **checking answers quick and easy**.



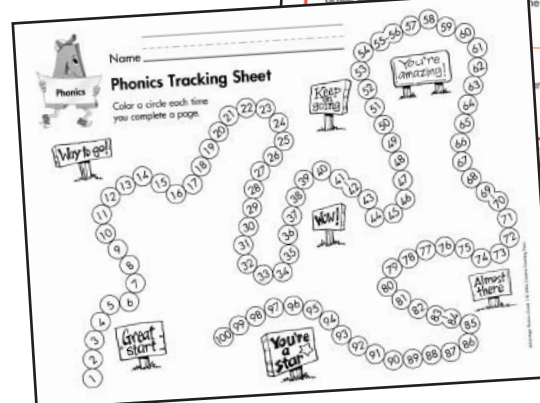
teaching component



fun puzzles



skill review and test-taking practice



motivational way to monitor progress



Name _____

Rhyming Words

★ Words that rhyme have the same ending sound.



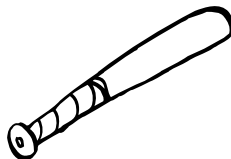





coat



goat

Name the picture in the box. Circle the picture beside it whose name rhymes.










Name _____

Rhyming Words

Name the picture on the left. Draw a line to a picture on the right whose name rhymes.





Name _____

Beginning Sounds




Box begins with the **b** sound you hear in

bab and

bottle.



Name each item in the closet. Color blue all the items whose names begin the same as the word **box**.





Name _____

Beginning Sounds

Name the picture at the top. Listen to the beginning sound. Cross out the one below it whose name does **not** begin the same.

