

## Table of Contents

**UNIT 1 READY FOR SCHOOL**

- 1 Colors
- 2 Colors
- 3 Numbers
- 4 Numbers
- 5 Shapes
- 6 Shapes
- 7 Left-to-Right
- 8 Top-to-Bottom
- 9 Circling
- 10 Underlining
- 11 Following Directions Review
- 12 Following Directions Review

**UNIT 2 PHONEMIC AWARENESS**

- 13 Rhyming Words
- 14 Rhyming Words
- 15 Rhyming Words
- 16 Rhyming Words
- 17 Rhyming Words
- 18 Rhyming Words
- 19 Beginning Sounds
- 20 Beginning Sounds
- 21 Beginning Sounds
- 22 Beginning Sounds
- 23 Beginning Sounds
- 24 Beginning Sounds
- 25 Ending Sounds
- 26 Ending Sounds
- 27 Syllables

- 28 Syllables
- 29 Phonemic Awareness Review
- 30 Phonemic Awareness Review
- 31 Phonemic Awareness Review
- 32 Phonemic Awareness Review

**UNIT 3 LETTER RECOGNITION**

- 33 Letter Chart
- 34 Letter Aa
- 35 Letter Bb
- 36 Letter Cc
- 37 Letter Dd
- 38 Letter Ee
- 39 Letter Ff
- 40 Letter Gg
- 41 Letter Hh
- 42 Letter Ii
- 43 Letter Jj
- 44 Letter Kk
- 45 Letter Ll
- 46 Letter Mm
- 47 Letter Nn
- 48 Letter Oo
- 49 Letter Pp
- 50 Letter Qq
- 51 Letter Rr
- 52 Letter Ss
- 53 Letter Tt
- 54 Letter Uu
- 55 Letter Vv

# Table of Contents

56	Letter Ww
57	Letter Xx
58	Letter Yy
59	Letter Zz
60	Letter Sequence
61	Letter Sequence
62	Letter Sequence
63	Uppercase and Lowercase
64	Uppercase and Lowercase
65	Uppercase and Lowercase
66	Uppercase and Lowercase
67	Visual Discrimination
68	Visual Discrimination
69	Letters Review
70	Letters Review

## **UNIT 4 SIGHT WORDS**

71	Sight Words
72	Sight Words
73	Sight Words
74	Sight Words
75	Sight Words
76	Sight Words
77	Sight Words
78	Sight Words

79	Sight Words Review
80	Sight Words Review

## **UNIT 5 SOUND/SYMBOL CORRESPONDENCES**

81	Beginning Mm
82	Beginning Pp
83	Beginning Gg
84	Beginning Tt
85	Beginning Nn
86	Beginning Sound/Letter Review
87	Short Vowel a
88	Short Vowel e
89	Short Vowel i
90	Short Vowel o
91	Short Vowel u
92	Short Vowel Review
93	Long Vowel a
94	Long Vowel e
95	Long Vowel i
96	Long Vowel o
97	Long Vowel u
98	Long Vowel Review
99–100	Put It All Together
	Tracking Sheet
	Answer Key

### CREDITS

**Concept Development:** Kent Publishing Services, Inc.

**Written by:** Bonnie Ferraro

**Editor:** Carla Hamaguchi

**Designer/Production:** Moonhee Pak/Corina Chien

**Illustrator:** Jenny Campbell

**Art Director:** Tom Cochrane

**Project Director:** Carolea Williams

© 2004 Creative Teaching Press, Inc., Huntington Beach, CA 92649

Reproduction of activities in any manner for use in the classroom and not for commercial sale is permissible.  
Reproduction of these materials for an entire school or for a school system is strictly prohibited.

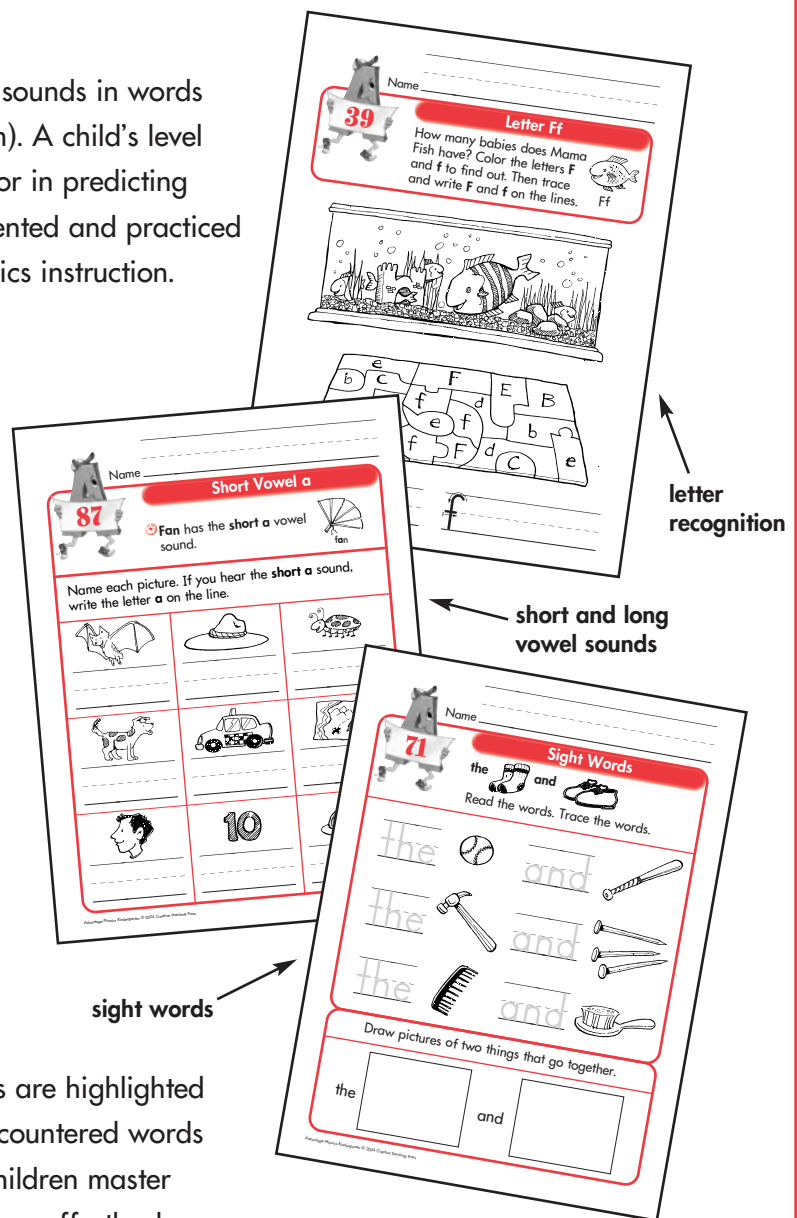
# Introduction

The Advantage Phonics Series builds a solid foundation for reading instruction. As outlined in the federally mandated *No Child Left Behind Act*, a research-based reading curriculum should include the following five key components: phonemic awareness, phonics, vocabulary development, reading fluency, and reading comprehension. This series offers strong skill instruction along with motivational features in an easy-to-use format.

Phonics instruction helps children learn the relationship between the letters of the written language and the sounds of spoken language. Take a look at all the advantages this phonics series offers . . .

## Strong Skill Instruction

- **Phonemic awareness** focuses on the sounds in words (apart from their letter representation). A child's level of phonemic awareness is a key factor in predicting reading success. This concept is presented and practiced to lay the groundwork for solid phonics instruction.
- **Recognizing upper- and lowercase letters** is an important first step in learning to read. Children will have the opportunity to practice recognizing and writing each letter from A–Z using the Zaner-Bloser standard manuscript font.
- Systematic phonics instruction significantly improves children's word recognition, spelling, and reading comprehension. Practice pages for all **short and long vowels** provide essential skill building.
- **Sight words** or high-frequency words are highlighted throughout the series. These often-encountered words can improve reading fluency when children master them and can recognize and read them effortlessly.



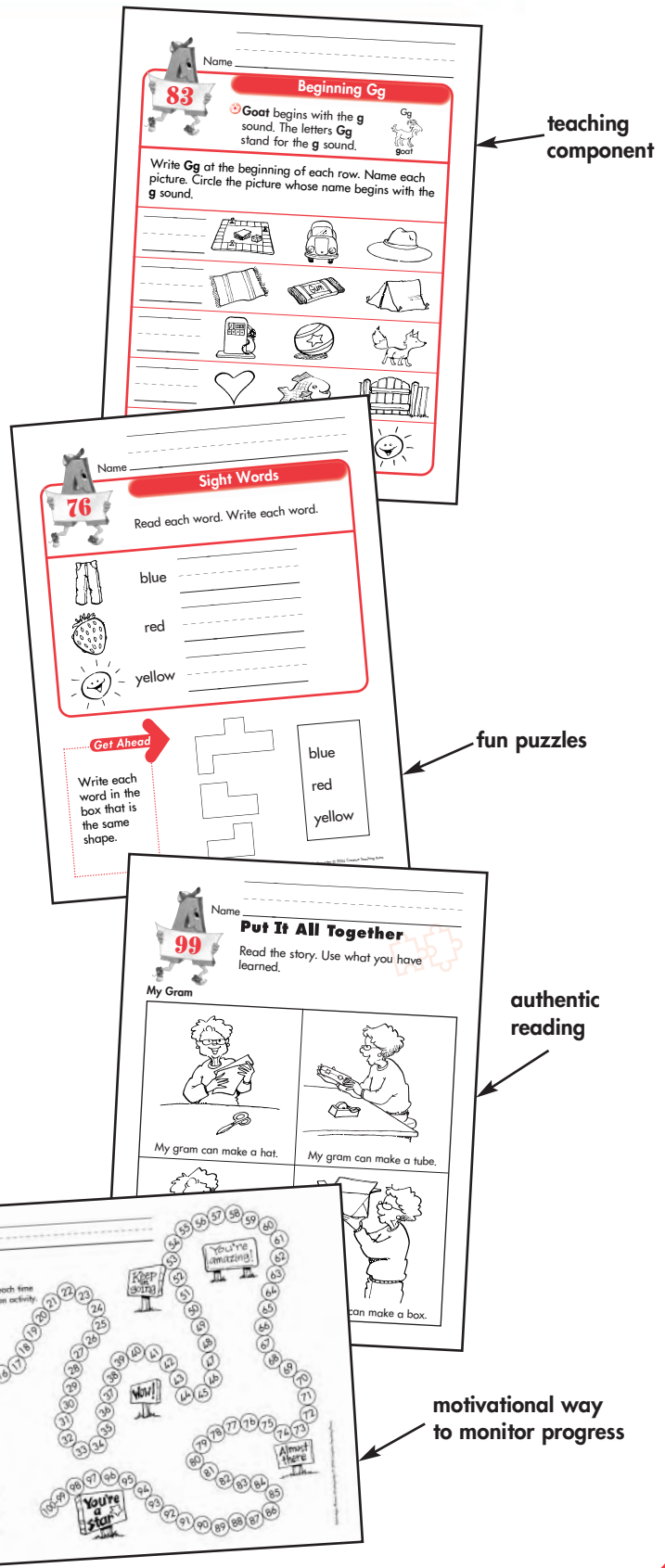
# Introduction

## Motivational Format

- The **teaching component** at the top of the activity pages provides the support children need to work through the book independently.
- The “Get Ahead” feature includes **problem-solving puzzles** that engage children and hold their interest while building essential skills.
- The letter **character mascot** adds a fun element to each activity page.
- The “Put It All Together” pages at the end of the workbook include a fun story children can read using all the skills they have learned and reviewed throughout the book. What a sense of accomplishment!
- The **tracking sheet** at the back of each book provides a motivational tool for children to use as they work their way from activity 1 to 100.

## Answer Key

- Each page, with the answers completed, is reproduced in a miniature format at the back of the book to make **checking answers quick and easy**.



Name \_\_\_\_\_




## Colors

Color the



Color the



Color the



\_\_\_\_\_  
-----  
Name \_\_\_\_\_



## Colors

Color the



Color the



Color the



---

---

---


Name \_\_\_\_\_



# Numbers




1




2



3




4



5


Count the animals. Write the number on the line.



---

---


---



---

---


---



---

---


---



---

---

---



---

---

---



\_\_\_\_\_  
\_\_\_\_\_  
\_\_\_\_\_

Name \_\_\_\_\_



## Numbers

Count the animals. Write the number on the line.

How many  are in the  ? \_\_\_\_\_

How many  are in the  ? \_\_\_\_\_

How many  are on the  ? \_\_\_\_\_

