

READING

Grade

3

Table of Contents



Traveling Around

Introduction	3
Comprehension:	
Prior Knowledge	5
Phonics: Short Vowels	6
Phonics: Long Vowels	7
Phonics: Long and Short Vowels...	8
Structural Analysis: Consonant	
Endings -ch and -tch.	9
Structural Analysis:	
Word Building.	10
Fluency: Reading with	
Accuracy	11
Reading: Comprehension	12
Spelling: Frequently Misspelled	
Words	13
Grammar: Pronouns That	
Show Possession	14
Reading: Nonfiction	15
Reading: Comprehension	16
Reading: First-Person Accounts...	17
Reading: Comprehension	20
Graphic Information: Tables.	22
Writing: Personal Narratives ...	23
More Things to Do.	25



The Rain Forest

Comprehension:	
Prior Knowledge	26
Phonics: Long Vowel	
Patterns igh, ie, and y.	27
Phonics: Long Vowel	
Patterns ue and ew.	28
Phonics: Long Vowel	
Patterns ei, eigh, and ey.	29
Structural Analysis: Possessives. ...	30

Structural Analysis:	
Word Building.	31
Fluency: Reading with	
Expression	32
Reading: Comprehension	33
Vocabulary: Frequently	
Confused Words.	34
Vocabulary: Content Words.	35
Reading: Descriptions	36
Reading: Legends.	37
Reading: Comprehension	40
Graphic Information:	
Bar Graphs	42
Writing: Descriptions.	43
More Things to Do.	45



At the Sporting Goods Store

Comprehension:	
Prior Knowledge	46
Structural Analysis:	
Consonant Cluster str.	47
Structural Analysis:	
Consonant Cluster scr.	48
Structural Analysis:	
Consonant Cluster thr.	49
Structural Analysis: Prefixes	
dis-, mis-, bi-, and tri-	50
Structural Analysis:	
Word Building.	51
Fluency: Reading with Accuracy...	52
Reading: Comprehension	53
Spelling: Frequently	
Misspelled Words.	54
Vocabulary: Content Words.	55
Reading: Instructions.	56
Reading: Comprehension	57

Table of Contents

Reading: Articles	58
Reading: Comprehension	61
Graphic Information: Lists.	63
Writing: Instructions	64
More Things to Do.	66



Recycling

Comprehension:	
Prior Knowledge	67
Structural Analysis:	
Plurals (adding s and es)	68
Structural Analysis:	
Plurals (adding es)	69
Structural Analysis:	
Irregular Plurals	70
Structural Analysis: Word	
Endings -ge and -dge.	71
Structural Analysis:	
Word Building.	72
Fluency: Reading with	
Expression	73
Reading: Comprehension	74
Vocabulary: Homophones.	75
Vocabulary: High-Frequency	
Words	76
Reading: Letter to the Editor.	77
Reading: Comprehension	78
Reading: Technical Information	79
Reading: Comprehension	82
Graphic Information:	
Circle Graph	84
Writing: Persuasive Letters	85
More Things to Do.	87



The Living History Farm

Comprehension:	
Prior Knowledge	88
Structural Analysis:	
Homophones.	89
Structural Analysis:	
Suffixes -y and -able	90
Vocabulary: Synonyms and	
Antonyms.	91
Structural Analysis:	
Suffixes -ness and -less	92
Structural Analysis:	
Word Building.	93
Fluency: Reading with	
Expression	94
Reading: Comprehension	98
Spelling: Frequently	
Misspelled Words	99
Grammar: Adverbs	100
Reading: Personal Letters	101
Reading: Comprehension	102
Reading: Third-Person	
Narratives	103
Reading: Comprehension	104
Graphic Information: Maps	105
Writing: Personal Letters.	106
More Things to Do.	107

Answer Key	108
----------------------	-----

ULTIMATE ADVANTAGE AWARD AND QUIZ CARDS

CREDITS

Concept Development: Kent Publishing Services, Inc.
Written by: Beth Sycamore
Editor: Carla Hamaguchi
Designer/Production: Moonhee Pak/Terri Lamadrid
Illustrator: Darcy Tom
Art Director: Tom Cochrane
Project Director: Carolea Williams

Expanded edition. Originally published 2004 as *Advantage Reading Grade 3*
 © 2004, 2010 Creative Teaching Press Inc., Huntington Beach, CA 92649
 Reproduction of activities in any manner for use in the classroom and not for commercial sale is permissible.
 Reproduction of these materials for an entire school or for a school system is strictly prohibited.


Introduction

The Ultimate Advantage Reading Series builds a solid foundation for reading instruction with expertly written activities that lay the groundwork for reading success.

Take a look at all the ultimate advantages this reading series offers!

Expert Skill Instruction

- **Phonics and structural word analysis** activities focus on recognizing the word-part patterns that help children identify words and their meanings. Word analysis is essential in increasing word recognition, spelling, and vocabulary skills.
- **Fiction and nonfiction reading passages** created in a variety of visual formats simulate authentic reading styles. Each reading passage builds on content vocabulary and skills introduced in the selection.
 - **Fiction selections** feature fantasy, legends, realistic fiction, first-person narratives, and poetry.
 - **Nonfiction selections** feature biographies, factual reports, reference articles, and instructions.
 - **Graphic information**, such as charts, labels, maps, diagrams, and recipes, is embedded in multiple reading selections to help children hone real-life reading skills.
 - **A variety of reading purposes** within each unit builds comprehension and fluency skills in reading passages that persuade, inform, and entertain.
- **Reading activities requiring a variety of comprehension strategies** provide critical practice in deriving meaning in a number of ways, such as identifying the main idea, comparing fact and opinion, inferring information, and predicting outcomes.



Introduction

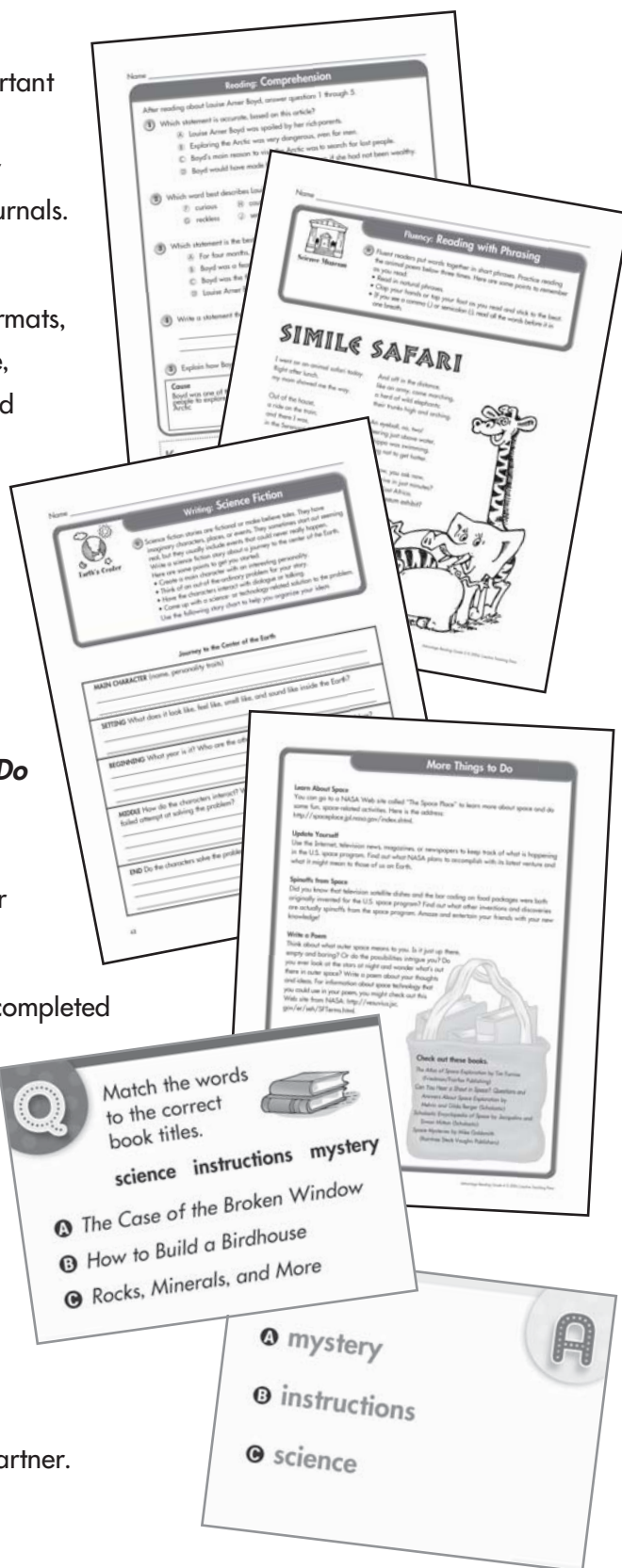
- **A range of writing activities**, which are a significant partner to reading, provide important practice in different forms of reading and writing, such as personal narratives, friendly letters, memos, signs, riddles, stories, and journals.
- **Practice in a variety of test-taking formats** appears throughout the workbook. These formats, including multiple choice and short response, are modeled after national standardized and proficiency tests and are designed to build children's test-taking confidence.
- **A comprehensive answer key** makes checking answers quick and easy.

Motivational Format


- **Enhanced features** like the *More Things to Do* activities at the end of each unit extend the unit's theme with suggestions for hands-on experiences and recommended book lists for further reading enjoyment.
- **An award certificate** recognizes children's completed progress and rewards their achievement.

Ultimate Advantage Quiz Cards

- **Engaging two-sided cards** with short, fun questions and answers extend the workbook's reading instruction and reinforce learning.
- **Play options** accompany the quiz cards so they can be used independently or with a partner.



Name _____



Traveling Around

Comprehension: Prior Knowledge

There are many ways to get around. Machines of different kinds help us to get around. List different ways that people travel.

In the Air

Travel

On Land

On Water

Name _____

Phonics: Short Vowels



Traveling Around

★ If a one-syllable word has only one vowel, the vowel usually has the short sound.

Short a

path
ranch

Short e

net
well

Short i

big
miss

Short o


hop
lock

Short u

tug
gulp


Circle the name of each picture.

1




net pet
jet met

2




shell shop
ship show

3




bit beg
Bob bus

4



fun fan
fin flat

5



ten note
nut nest

6




cup cap
cop cat

7



pot pup
pat post

8



flat fish
fan felt

Make two new words by changing the vowel in each word to **a**, **e**, **i**, **o**, or **u**.

9 but _____

12 bag _____

10 set _____

13 pat _____

11 lick _____

14 hum _____

Name _____



The Rain Forest

Comprehension: Prior Knowledge

A rain forest is sometimes called a jungle. You probably already know some things about rain forests. Think about these things:

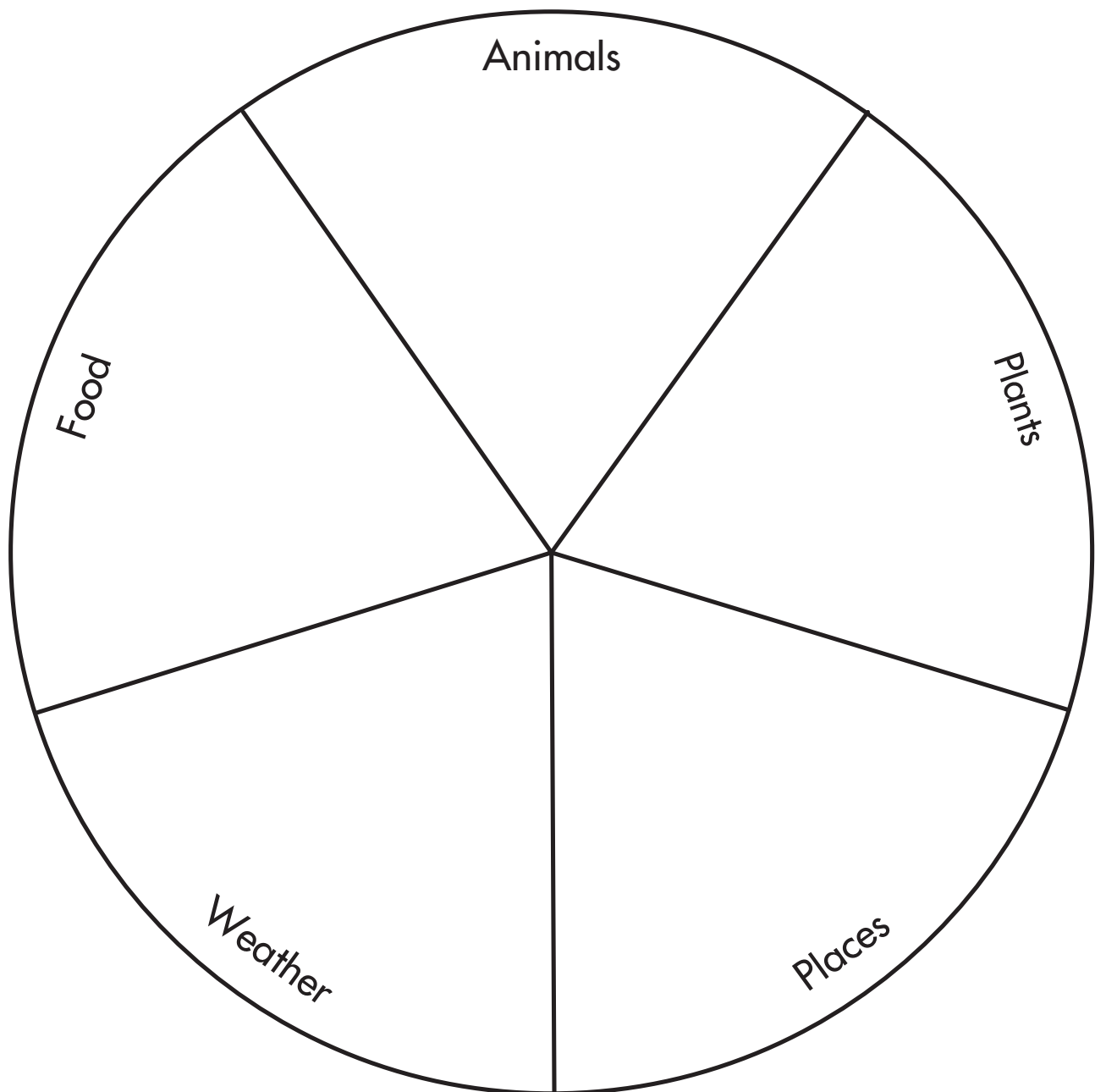
Photographs you have seen

Reports in the news

Stories or movies you remember

Visits to the zoo

What can you see, hear, touch, and smell in a rain forest? List some words that describe rain forests in the chart.



Name _____



The Rain Forest

Phonics: Long Vowel Patterns igh, ie, and y



The vowel patterns **igh**, **ie**, and **y** have the same sound. They sound like **long i**, as in the word *hi*. Say these words:

high die by

Circle the words that have the same sound as the picture.


1



sight
tight

eight
high

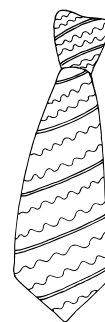
2



cry
dry

sky
party

3



hit
pie

die
line

Write the word that best completes each sentence.

by

sight

fly

sigh

high

untie

- 4 A _____ landed on the gorilla's nose.
- 5 The mother gorilla was swinging from a _____ branch.
- 6 The baby gorilla rested quietly _____ a log.
- 7 He let out a deep _____ and closed his eyes.
- 8 Gorillas are not a common _____ in the rain forest.
- 9 At the zoo, we saw a gorilla _____ a rope.

Reading: Comprehension

Use the instructions on page 56 to answer the questions.

- 1 Which step comes first?

Ⓐ Unfold the tent.	Ⓒ Spread out the ground sheet.
Ⓑ Connect the pole sections.	Ⓓ Cross the poles.

- 2 What is the purpose of the ground sheet?

Ⓕ to protect the bottom of the tent	Ⓗ to dry out the ground
Ⓖ to make a soft bed for the tent	Ⓙ to catch water

- 3 When you slide the poles through the loops, what should you check for?


- 4 In step 6, what does “flex” mean?

Ⓐ rub	Ⓒ push
Ⓑ fly	Ⓓ bend

- 5 What would happen if you skipped step 4?

- 6 Do you think you could follow these instructions without pictures? Explain.

From Flying Saucer to Frisbee



"Hundreds of flying saucers are going to invade San Luis Obispo." That was the first line of a California news story in 1948. But these flying saucers were not from outer space. They were on the shelves at the local store. Two men had just invented a new kind of toy. It was a flat plastic disk used to play catch. They called it the Flyin' Saucer.

The name came from a flying saucer craze that was sweeping the nation. But the idea for the toy came from a tin pie pan. People baked pies in metal pans. When the pans got old, kids used them to play catch. This game had been popular for many years.



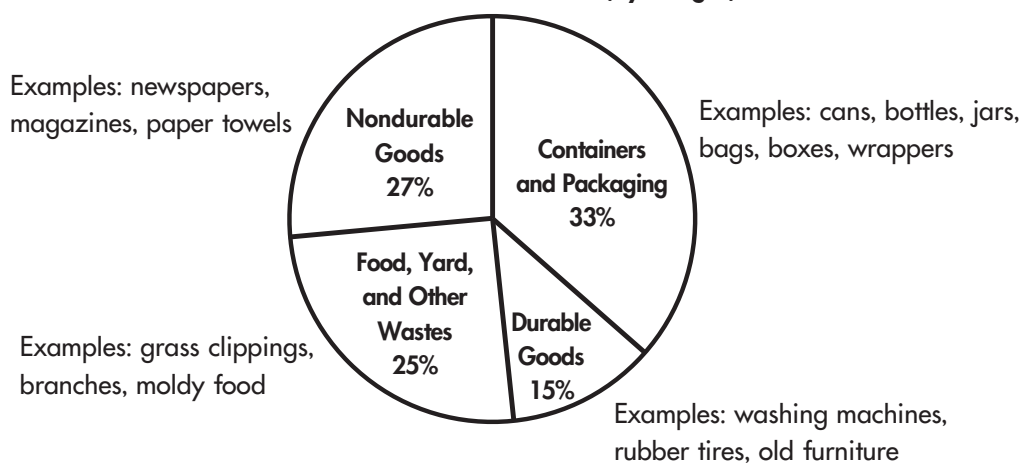
Recycling

Graphic Information: Circle Graph



A circle graph looks like a pie cut into pieces. Each piece of the pie stands for part of the total. You can compare the amounts of each thing that make up the whole by comparing the sizes of the pieces.

Waste Products in Landfills (by weight)



Use the circle graph to answer the questions.

1

What does this circle graph show?

2

What kind of waste makes up less than one-fourth of all waste in a landfill? What is an example of this kind of waste?

3

How are durable goods different from nondurable goods?

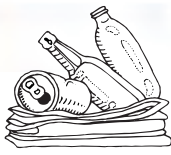
4

What kind of waste is the largest part of the solid waste in a landfill, based on weight?

5

What two kinds of waste are about equal by weight in a landfill?

Name _____



Recycling

Writing: Persuasive Letters



Have you ever wanted to get other people to agree with you? Writing a letter is a good way to get your view across. When you are trying to persuade people, be sure to back up your opinion with facts.

Reread the persuasive letter on page 77. Then use the questions below to prepare to write a persuasive letter.

What are some things that people can do to produce less trash? Write some ideas in the chart.

Reduce waste at home	Reuse things	Recycle

What is your biggest concern? What action would you like people to take? State your opinion below.
(Remember that opinions often include words like *should*, *need to*, or *best*.)

Who is the best person to write to about your concern?

- | | |
|--|--|
| <input type="checkbox"/> Mayor | <input type="checkbox"/> Editor of newspaper |
| <input type="checkbox"/> School official | <input type="checkbox"/> Head of a company |

What facts could you use to support your point of view? (You may need to do some research first.)

More Things to Do

Field Trip

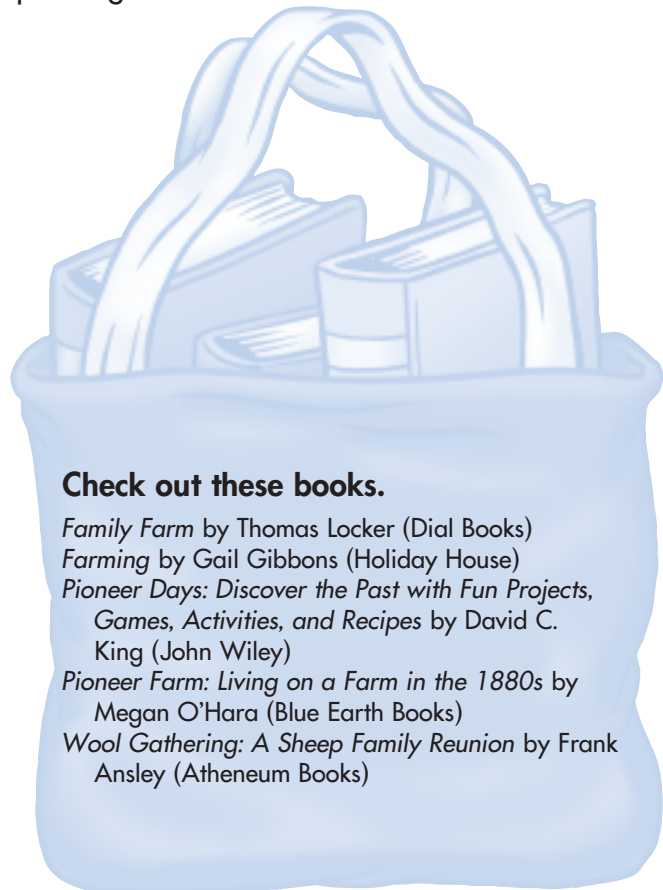
If there is a living history farm in your area, plan a visit. Use the map of the farm to find your way around and make sure you don't miss anything! Interact with the interpreters and ask questions. Investigate special events and programs. Some historic farms offer overnight or weekend stays and a chance to share in the chores. After your visit, write a journal entry or letter to a friend about what you enjoyed most.

Word Practice

Make a list of as many homophones as you can think of. Then, for one week, look for more homophones in everything you read, including books, signs, magazines, and advertisements. Try to add at least three words to your list each day. Ask an adult to quiz you on the spelling and meaning of these sound-alike words.

Reader's Theater

At the library or on the Internet, find several Reader's Theater scripts. Choose one or two to read aloud with family or friends. Assign the parts. Then read the script several times. Try out different ways of reading. Remember to vary the loudness of your voice, the tone of your voice, and your rate of speaking.




Check out these books.

Family Farm by Thomas Locker (Dial Books)
Farming by Gail Gibbons (Holiday House)
Pioneer Days: Discover the Past with Fun Projects, Games, Activities, and Recipes by David C. King (John Wiley)
Pioneer Farm: Living on a Farm in the 1880s by Megan O'Hara (Blue Earth Books)
Wool Gathering: A Sheep Family Reunion by Frank Ansley (Atheneum Books)

ULTIMATE ADVANTAGE READING

Quiz Cards

Tear apart the Ultimate Advantage Quiz Cards on the following pages to test your reading knowledge! Quiz yourself or a friend.





Match the words to their definitions.



legend nonfiction fairy tale

- A** A made-up story that usually involves magic
- B** A story that usually involves a larger-than-life hero
- C** A book that tells about facts



Which word does not belong?



In the air:

- A** helicopter rocket raft blimp




On your feet:

- B** boots robe slippers sandals



Use the picture clues. What are the missing letters?



- A** ma___ **B** lun___ **C** bran___



What is the correct word for these sentences?

- A** We (new, knew) the answer.
- B** They left (their, there) books on the desk.
- C** Sam ran faster (then, than) Jay.



Read the directions for making hot chocolate. Put them in the correct order.

- A** ___ Stir until mixed together.
- B** ___ Put chocolate in a cup.
- C** ___ Microwave for 3 minutes.
- D** ___ Add milk to the chocolate.



What is the correct word for these sentences?

- A** Do you (no, know) her name?
- B** I (well, will) bring my dog.
- C** I want some ice cream (to, too).



Match the words to the correct book titles.



science instructions mystery

- A** *The Case of the Broken Window*
- B** *How to Build a Birdhouse*
- C** *Rocks, Minerals, and More*



Which word does not belong?

- A** cobra zebra boa python
- B** uncle niece grandmother nephew
- C** lamb cat puppy calf
- D** milk juice steak tea