

READING

Grade

2

Table of Contents

Introduction	3
Word List	5
How to Make the Mini-Books	6



My Town


Comprehension:	
Prior Knowledge	7
Phonics: Long and Short a	8
Phonics: Long and Short e	9
Phonics: Long and Short i	10
Phonics: Long and Short o	11
Phonics: Long and Short u	12
Phonics: Word Builder	13
Word Structure:	
Compound Words	14
Fluency:	
Reading with Expression	15
Comprehension:	
Making Connections	16
Vocabulary:	
High-Frequency Words	17
Vocabulary:	
People, Places, and Things ...	18
Let's Read: <i>Birthday Bump</i>	19
Comprehension: Story Structure ..	21
Comprehension:	
Critical Thinking	22
Graphic Information: Charts	23
Writing: Advertisements	24
More Things to Do	25



Places to Eat

Comprehension:	
Prior Knowledge	26
Phonics: Words with y	27
Phonics: Vowel Patterns	
ai and ay	28
Phonics: Vowel Patterns	
oa and ow	29
Phonics: Vowel Patterns	
ee and ea	30

Phonics: Vowel Pattern ea	31
Phonics: Word Builder	32
Word Structure: Contractions	33
Fluency: Reading with Speed	34
Comprehension:	
Asking Questions	35
Vocabulary:	
High-Frequency Words	36
Vocabulary: Time Order Words ..	37
Comprehension:	
Critical Thinking	38
Let's Read: <i>Pancakes for Toad</i>	39
Comprehension:	
Reality and Fantasy	41
Graphic Information: Directions ..	42
Writing: Directions	43
More Things to Do	44



Fish in the Sea

Comprehension:	
Prior Knowledge	45
Phonics: Hard and Soft c	46
Phonics: Hard and Soft g	47
Phonics: Consonant Blend st	48
Phonics: Consonant Digraphs	49
Phonics: Final Blends	50
Phonics: Word Builder	51
Word Structure: Plural Nouns	
s and es	52
Fluency:	
Reading with Expression	53
Comprehension:	
Making Predictions	54
Vocabulary:	
High-Frequency Words	55
Vocabulary: Synonyms	56
Let's Read: <i>Deep in the Blue Sea</i> ..	57
Comprehension:	
Compare and Contrast	59

Table of Contents

Comprehension:
 Critical Thinking 60
 Graphic Information:
 Diagrams 61
 Writing: Advertisements 62
 More Things to Do 63



My Garden

Comprehension:
 Prior Knowledge 64
 Phonics:
 R-Controlled Vowel **ar** 65
 Phonics: R-Controlled Vowel **or** . . . 66
 Phonics: R-Controlled
 Vowels **er** and **ir** 67
 Phonics: R-Controlled Vowel **ur** . . . 68
 Phonics: R-Controlled Vowels 69
 Phonics: Word Builder 70
 Word Structure:
 Word Endings **er** and **est** . . . 71
 Fluency:
 Reading with Expression 72
 Comprehension: Visualizing 73
 Vocabulary:
 High-Frequency Words 74
 Let's Read: *Turtle and Hare* 75
 Comprehension:
 Retelling Story Events 77
 Vocabulary: Antonyms 78
 Comprehension:
 Critical Thinking 79
 Graphic Information:
 Time Lines 80
 Writing: Poems 81

More Things to Do 82



Animals in Nature

Comprehension:
 Prior Knowledge 83
 Phonics: Vowel Pattern **oo** 84
 Phonics:
 Vowel Patterns **oi** and **oy** 85
 Phonics: Vowel Pattern **ow** 86
 Phonics:
 Vowel Patterns **ew** and **ue** . . . 87
 Phonics:
 Vowel Patterns **ou** and **ow** . . . 88
 Phonics: Word Builder 89
 Word Structure: Possessives 90
 Fluency:
 Reading with Expression 91
 Comprehension:
 Reality and Fantasy 92
 Vocabulary:
 High-Frequency Words 93
 Vocabulary: Homophones 94
 Let's Read: *Deep in the Woods* . . . 95
 Comprehension:
 Main Idea and Details 97
 Comprehension:
 Critical Thinking 98
 Graphic Information: Maps 100
 Writing: Brochures 101
 More Things to Do 102

Answer Key 103

ULTIMATE ADVANTAGE AWARD AND QUIZ CARDS

CREDITS

Concept Development: Kent Publishing Services, Inc.
Written by: Beth Sycamore
Editor: Carla Hamaguchi
Designer/Production: Moonhee Pak/Terri Lamadrid
Illustrator: Darcy Tom
Art Director: Tom Cochrane
Project Director: Carolea Williams

Expanded edition. Originally published 2004 as *Advantage Reading Grade 2*
 © 2004, 2010 Creative Teaching Press Inc., Huntington Beach, CA 92649
 Reproduction of activities in any manner for use in the classroom and not for commercial sale is permissible.
 Reproduction of these materials for an entire school or for a school system is strictly prohibited.

Introduction

The Ultimate Advantage Reading Series builds a solid foundation for reading instruction with expertly written activities that lay the groundwork for reading success.

Take a look at all the ultimate advantages this reading series offers!

Expert Skill Instruction

- **Phonemic awareness and phonics activities** focus on recognizing essential word-sound relationship patterns that help children identify words and their meanings. This critical step in the reading process helps children increase word recognition, spelling, and vocabulary skills.


- **Fiction and nonfiction reading passages** created in a variety of visual formats simulate authentic reading styles. Each reading passage builds on high-frequency words, content vocabulary, and skills introduced in the selection.

- **A removable reading selection** at the end of each unit relates to the unit theme and folds into a mini-book for extended reading practice.

- **Graphic information**, such as labels, maps, diagrams, time lines, and charts, appears in multiple reading selections to help children hone real-life reading skills.

- **A list of high-frequency words** identifies the must-know words that children should automatically recognize at each grade level. These words are specifically featured in the reading selections throughout the workbook.

- **Reading activities requiring a variety of comprehension strategies** provide critical practice in deriving meaning in a number of ways, such as identifying the main idea, noting details, recalling the sequence, classifying information, and making predictions.



Name: _____

Graphic Information: Charts

Use the chart to answer the questions.

My News

Details	Bike	Car	Bus
2 wheels	✓		
4 wheels		✓	✓
Windows		✓	✓
Gets people to work		✓	✓
Gets people to school	✓	✓	✓
Riders wear helmets	✓	✓	✓

Which vehicle has two wheels? _____

How do people get to school? _____

Which vehicles have windows? _____

How are cars and buses the same? _____

Introduction


- **Reading fluency activities**, such as tongue twisters, chants, rhymes, and poems, encourage children to read smoothly with expression and confidence. Fluency is necessary for comprehension; without it, children experience choppy, robot-like reading that gets in the way of understanding a phrase or sentence.
- **A range of writing activities**, which are a significant partner to reading, provide important practice in different forms of reading and writing, such as lists, brochures, riddles, directions, poems, and descriptions.
- **A comprehensive answer key** makes checking answers quick and easy.

Motivational Format

- **Enhanced features** like the *More Things to Do* activities at the end of each unit extend the unit's theme with suggestions for hands-on experiences and recommended book lists for further reading enjoyment.
- **An award certificate** recognizes children's completed progress and rewards their achievement.

Ultimate Advantage Quiz Cards

- **Engaging two-sided cards** with short, fun questions and answers extend the workbook's reading instruction and reinforce learning.
- **Play options** accompany the quiz cards so they can be used independently or with a partner.




Grade Two Word List


above	birthday	few	learn	second	tree
across	body	first	life	seem	true
air	book	fish	line	sentence	try
almost	both	follow	made	sing	turn
along	buy	food	mean	sister	upon
also	call	found	mine	sleep	used
always	cannot	gave	most	small	wash
animal	can't	girl	move	someone	wasn't
answer	cold	goes	need	something	week
any	couldn't	gone	number	sometimes	well
anybody	does	great	often	spell	what's
anything	don't	half	outside	such	which
around	door	happy	own	that's	while
back	during	high	park	these	why
been	each	himself	plants	thing	wish
before	end	inside	point	those	without
began	face	isn't	pull	thought	won't
behind	family	its	read	through	work
below	fast	keep	right	together	write
best	father	knew	same	took	your
between	feel	land	sea	town	you're

How to Make the Mini-Books


- 1 Tear out the page.



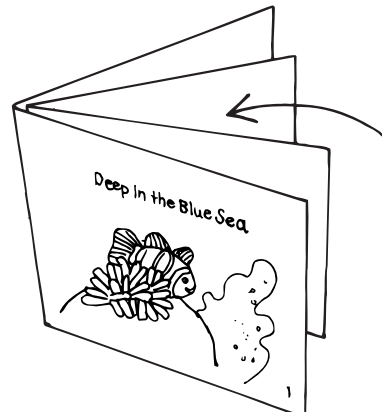
- 2 Cut along the dashed line.



- 3 Fold both sections along the thin line.



- 4 Insert the middle section.



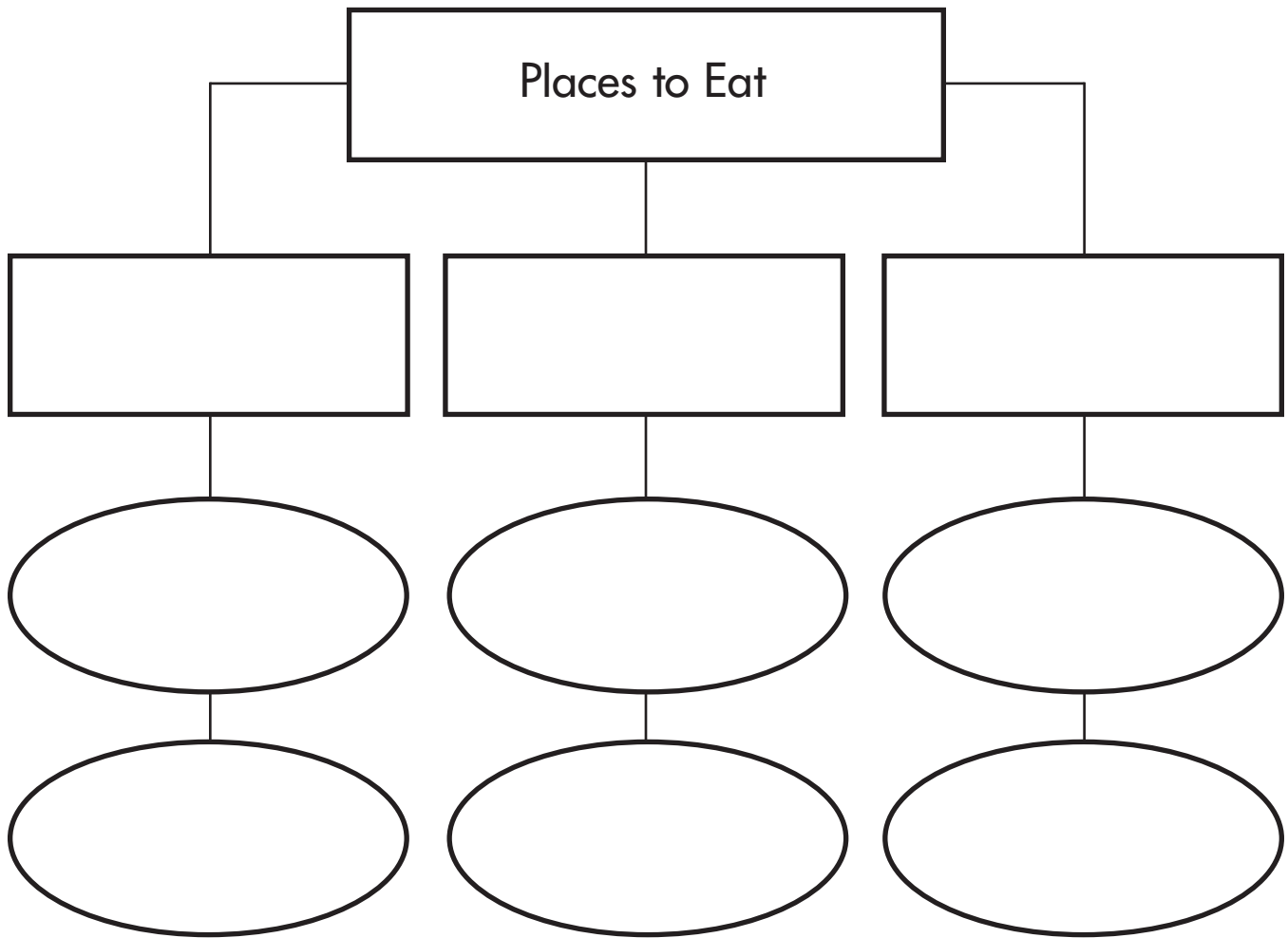
Name _____



Places to Eat

Comprehension: **Prior Knowledge**

People eat at different kinds of places.
List three places where you eat.
Add two details that tell what you eat at each place.



What is your favorite place to eat? Tell why.

Name _____

Phonics: **Words with y**



Places to Eat


Read the words in the box.
Sort the words by the sound **y** makes.

yes yo-yo your fry silly candy jelly
berry many happy why cry try yarn


my	baby	yellow

Read the words. Write a word that means the same as **glad**.

Deep in the Blue Sea

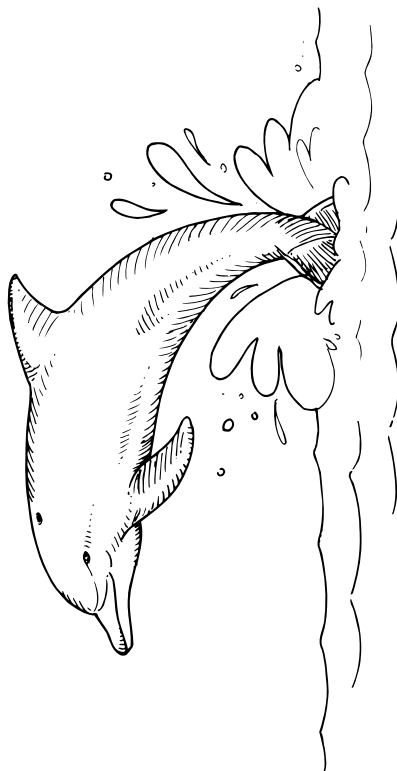


1



There are lots of animals to see
in the deep blue sea.

8



A dolphin is found in the deep blue sea.
It is very fast.

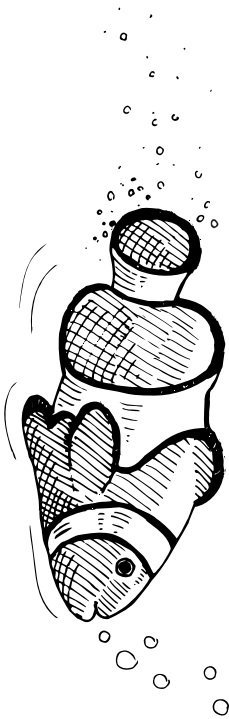
6



A sea horse is also little.

3

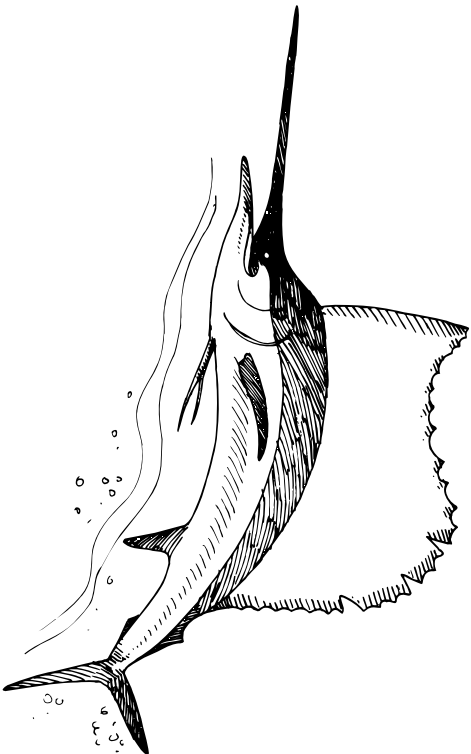
Fold
Here



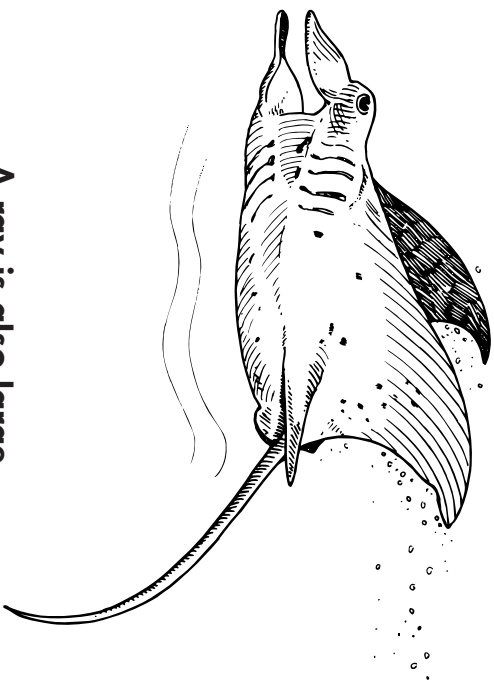
2
A clownfish is found in the deep blue sea.
It is very small.



4
A whale shark is found in the deep blue sea.
It is very big.



7
A sailfish is also quick.



5
A ray is also large.

Fold Here

Name _____

Phonics: **Vowel Pattern oo**




Animals in Nature

Read the words in the box.
Sort the words by the vowel sound.
Add one more word to each list.

boot	balloon	food	look	good
hook	foot	hoop	wood	school



moon



book

Read the words.

Write a word that has two syllables. _____

Name _____



Animals in Nature

Phonics: **Vowel Patterns oi and oy**

Read the words in the box.
Match the words to the definitions.

enjoy	coin	join	toy	noise
point	boy	boil	cowboy	voice

A dime _____

Opposite of **girl** _____

Something to play with _____

A loud sound _____

Put things together _____

Which word begins and ends like **ball**? _____

Which word ends like **went**? _____

Which word is a compound word? _____

Name _____

More Things to Do




Animals in Nature

You can enjoy the sights and sounds of nature everywhere! Keep a journal of what you see and hear out your window or in your backyard. Make a list of the different animals and plants you see. Use binoculars to take a closer look at beaks, feet, and body shapes of birds. Use magnifying glasses to take a closer look at flowers. Take note of the color, shape, and size of the petals. Refer to a field guide to find out more about plants and animals you see. Here are more ideas to consider:

- 1 Learn more about the birds in your backyard. Listen to the sounds they make. Draw pictures of the birds. Write detailed descriptions of the birds and their songs. Write down where you spotted each bird. Keep count of how many birds you see.
- 2 Look for animal tracks in your backyard or in a park. Mix plaster of Paris and water together in a jar to make a cast of the print. Pour the mixture into the animal tracks. Let the mixture get hard. Pull it up. Use a toothbrush and cold water to clean the dirt off your cast.
- 3 Find out about nature centers and state parks in your area. Collect maps. Read the map keys to learn about the exhibits and trails. Check to see the distance of the trails. Use the map to highlight things you want to do and see at the park or center.

Check out these books.

Big Tracks, Little Tracks: Following Animal Prints by Millicent E. Selsam (HarperCollins)
DK Nature Encyclopedia by Dorling Kindersley Publishing Staff (DK Publishing)
Nature Walk by Douglas Florain (Greenwillow)
Peterson's First Guide to Mammals of North America by Peter C. Alden (Houghton Mifflin)
The Raft by Jim LaMarche (HarperTrophy)
Tracks, Scats, and Signs by Leslie Dendy (NorthWord Press)




ULTIMATE ADVANTAGE READING

Quiz Cards

Tear apart the Ultimate Advantage Quiz Cards on the following pages to test your reading knowledge!

Quiz yourself or a friend.




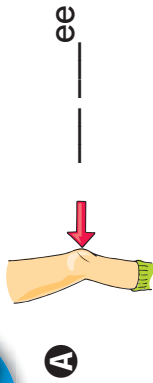
Q

Look at the pictures. What two words form each compound word?



Q

Use the picture clues. What are the missing letters?



Q

What are the missing words?

A Is Kate coming _____ too?
along also

B I _____ the missing book.
found find

Q

Look at the pictures. What two words form each compound word?



Q

Which word does not belong in a castle?

A crown knight jeep



B tractor spotlight henhouse

Q

What are the missing words?

A Please turn _____ at the corner.
write right

B She always _____ home after school.
goes gone

Q

What are the contractions for these words?

A is not _____

B does not _____

Q

Which words tell where fish live?

A aquarium ocean sportsman



B windy clear lightning

Q

Riddle time:

A This word begins with **th** and is the opposite of **thin**. The word is _____.

B This word rhymes with **hush** and means the same as **hurry**. The word is _____.