

READING

Grade

1

Table of Contents

Introduction	3
Word List	5
How to Make the Mini-Books	6



In My Neighborhood

Comprehension:	
Prior Knowledge	7
Phonemic Awareness:	
Rhyme	8
Phonemic Awareness:	
Sounds in Words	9
Capital and Lowercase Letters ...	10
Phonics: Beginning Sounds	12
Phonics: Ending Sounds	13
Phonics: Word Building	14
Fluency: Alliteration	15
Comprehension:	
Making Connections	16
Vocabulary:	
High-Frequency Words	17
Vocabulary:	
Days of the Week	18
Let's Read: <i>Off We Go</i>	19
Comprehension: Retelling	21
Phonics: Making Words	22
Graphic Information:	
Reading a Chart	23
Writing: Descriptions	24
More Things to Do	25



At the Zoo

Comprehension:	
Prior Knowledge	26
Phonemic Awareness:	
Beginning Sounds	27
Phonemic Awareness:	
Ending Sounds	28
Phonics: Short Vowel a	29
Phonics: Short Vowel e	30
Phonics: Short Vowel i	31

Phonics: Short Vowel o	32
Phonics: Short Vowel u	33
Phonics: Short Vowel Words	34
Fluency: Echo Read	35
Comprehension:	
Making Predictions	36
Vocabulary:	
High-Frequency Words	37
Vocabulary:	
Descriptive Words	38
Let's Read: <i>Big and Little</i>	39
Comprehension:	
Recalling Details	41
Phonics: Making Words	42
Graphic Information: Map It!	43
Writing: Descriptions	44
More Things to Do	45



Going to the Post Office

Comprehension:	
Prior Knowledge	46
Phonemic Awareness:	
Hearing Middle Sounds	47
Phonemic Awareness:	
Syllables	48
Phonics: Long Vowel a	49
Phonics: Long Vowel e	50
Phonics: Long Vowel i	51
Phonics: Long Vowel o	52
Phonics: Long Vowel u	53
Phonics: Word Building	54
Fluency: Reading with Speed	55
Comprehension:	
Asking Questions	56
Vocabulary:	
High-Frequency Words	57
Vocabulary: Weather Words	58
Let's Read: Time to Write	59

Table of Contents

Comprehension:
 Story Structure 61
 Phonics: Making Words 62
 Graphic Information:
 Flowchart 63
 Writing: Descriptions 64
 More Things to Do 65



Playtime at the Park

Comprehension:
 Prior Knowledge 66
 Phonemic Awareness:
 Changing Sounds 67
 Phonemic Awareness:
 Changing Sounds 68
 Phonics: Blends with l 69
 Phonics: Blends with s 70
 Phonics: Blends with r 71
 Phonics: Sorting Blends 72
 Phonics: Reading Blends 73
 Phonics: Word Building 74
 Fluency:
 Reading with Expression 75
 Comprehension:
 Noting Details 76
 Vocabulary:
 High-Frequency Words 77
 Vocabulary: Action Words 78
 Let's Read: *Playtime* 79
 Comprehension: Cause
 and Effect 81
 Phonics: Making Words 82
 Graphic Information:
 Instructions 83

Writing: Directions 84
 More Things to Do 85



Let's Shop

Comprehension:
 Prior Knowledge 86
 Phonemic Awareness:
 Beginning Sounds 87
 Phonemic Awareness:
 Sounds in Words 88
 Phonics: Digraph **sh** 89
 Phonics: Digraph **ch** 90
 Phonics: Digraph **wh** 91
 Phonics: Digraph **th** 92
 Phonics: Digraph **kn** 93
 Phonics: Word Building 94
 Fluency: Reading
 with Expression 95
 Comprehension:
 Story Structure 96
 Vocabulary:
 High-Frequency Words 97
 Vocabulary:
 Descriptive Words 98
 Let's Read: *Stop and Shop* 99
 Comprehension:
 Noting Details 101
 Phonics: Making Words 102
 Graphic Information:
 Diagram 103
 Writing: Riddles 104
 More Things to Do 105

Answer Key 106

ULTIMATE ADVANTAGE AWARD AND QUIZ CARDS

CREDITS

Concept Development: Kent Publishing Services, Inc.
Written by: Beth Sycamore
Editor: Carla Hamaguchi
Designer/Production: Moonhee Pak/Terri Lamadrid
Illustrator: Darcy Tom
Art Director: Tom Cochrane
Project Director: Carolea Williams

Expanded edition. Originally published 2004 as *Advantage Reading Grade 1*
 © 2004, 2010 Creative Teaching Press Inc., Huntington Beach, CA 92649
 Reproduction of activities in any manner for use in the classroom and not for commercial sale is permissible.
 Reproduction of these materials for an entire school or for a school system is strictly prohibited.

Introduction

The Ultimate Advantage Reading Series builds a solid foundation for reading instruction with expertly written activities that lay the groundwork for reading success.

Take a look at all the ultimate advantages this reading series offers!

Expert Skill Instruction

- **Phonemic awareness and phonics activities** focus on recognizing essential word-sound relationship patterns that help children identify words and their meanings. This critical step in the reading process helps children increase word recognition, spelling, and vocabulary skills.


- **Fiction and nonfiction reading passages** created in a variety of visual formats simulate authentic reading styles. Each reading passage builds on high-frequency words, content vocabulary, and skills introduced in the selection.

- **A removable reading selection** at the end of each unit relates to the unit theme and folds into a mini-book for extended reading practice.

- **Graphic information**, such as labels, maps, diagrams, time lines, and charts, appears in multiple reading selections to help children hone real-life reading skills.

- **A list of high-frequency words** identifies the must-know words that children should automatically recognize at each grade level. These words are specifically featured in the reading selections throughout the workbook.

- **Reading activities requiring a variety of comprehension strategies** provide critical practice in deriving meaning in a number of ways, such as identifying the main idea, noting details, recalling the sequence, classifying information, and making predictions.



Name _____

Graphic Information: Charts

Use the chart to answer the questions.

My News

Details	Bike	Car	Bus
2 wheels	✓		
4 wheels		✓	✓
Windows		✓	✓
Gets people to work		✓	✓
Gets people to school	✓	✓	✓
Riders wear helmets	✓	✓	✓

Which vehicle has two wheels? _____

How do people get to school? _____

Which vehicles have windows? _____

How are cars and buses the same? _____

Introduction


- **Reading fluency activities**, such as tongue twisters, chants, rhymes, and poems, encourage children to read smoothly with expression and confidence. Fluency is necessary for comprehension; without it, children experience choppy, robot-like reading that gets in the way of understanding a phrase or sentence.
- **A range of writing activities**, which are a significant partner to reading, provide important practice in different forms of reading and writing, such as lists, brochures, riddles, directions, poems, and descriptions.
- **A comprehensive answer key** makes checking answers quick and easy.

Motivational Format

- **Enhanced features** like the *More Things to Do* activities at the end of each unit extend the unit's theme with suggestions for hands-on experiences and recommended book lists for further reading enjoyment.
- **An award certificate** recognizes children's completed progress and rewards their achievement.

Ultimate Advantage Quiz Cards

- **Engaging two-sided cards** with short, fun questions and answers extend the workbook's reading instruction and reinforce learning.
- **Play options** accompany the quiz cards so they can be used independently or with a partner.



Grade One Word List

again	nice	as	now	ask	off
ate	open	away	once	ball	old
because	our	bed	other	black	one
blue	page	boy	people	brown	over
came	part	car	picture	come	place
could	play	dad	please	day	pretty
did	push	dot	put	eat	ride
every	sad	find	said	five	sat
fly	saw	four	say	from	school
fun	set	get	shop	give	side
going	sit	good	six	green	some
had	soon	hand	stop	has	story
hat	sun	have	take	help	tell
here	than	her	thank	him	that
his	their	home	they	house	there
how	them	if	then	I'm	this
it's	think	I'll	three	into	time
I've	too	jump	top	just	us
know	under	last	very	left	walk
let	use	letter	want	like	water
little	was	live	well	look	were
lot	way	love	went	make	when
man	what	many	white	may	who
maybe	where	men	why	might	words
more	will	mother	with	must	yellow
name	yes	new	you'll	next	zoo

How to Make the Mini-Books


- 1 Tear out the page.




- 2 Cut along the dashed line.



- 3 Fold both sections along the fold line.



- 4 Insert the middle section.



Name _____



At the Zoo

Comprehension: Prior Knowledge

There are many things to see at a zoo.
Complete the chart.
Add words that describe things you might see.

Animals	Buildings	People

What question would you ask a zookeeper?

Name _____




Phonemic Awareness: Beginning Sounds



At the Zoo

Name the pictures.

Draw a line to match pictures whose names have the same beginning sound.



Draw two pictures that have the same beginning sound as



Name _____



Vocabulary: High-Frequency Words

Read the words in the box.
Use the words to complete the sentences.

Going to the Post Office

and

he

out

look

Did you _____ in the mailbox?

Mike went _____ the door.

Will _____ mail the letter?

Mike sent a letter _____ a postcard.

Name _____



Going to the Post Office

Vocabulary: Weather Words

Read the words in the box.

Choose one word.

Write and draw how you dress in that weather.

rainy
cloudy

sunny
snowy

windy
stormy

Write the word that begins like



.

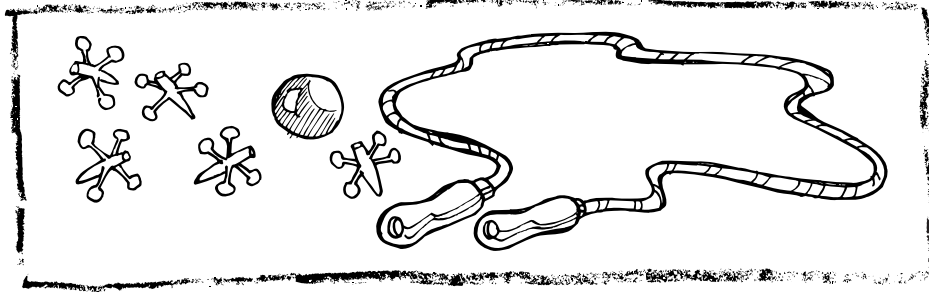
Name _____

Writing: Directions



Playtime at the Park

Write directions for how to play a favorite game.
Use words that tell order such as **first**, **next**, and **last**.



Name _____

More Things to Do



Playtime at the Park

When you explain how to play a new game, you need to remember all the steps. You also need to remember to put the steps in the right order. Find different kinds of directions. Look in cookbooks, craft books, and game books. Choose one or two activities from below to complete.

1

Share simple directions for how to get to a friend's house or to your school. Write the directions down. Follow your directions. Check to see if you remembered all the steps.

2

Design a playground ride. Think of a special ride you could build in your school or neighborhood playground. Decide what it looks like and make a sketch.

3

Collect favorite playground chants! Write the chants on index cards. Punch a hole in each card and put the cards on a ring.

Check out these books.

Acka Backa Boo: Playground Games from Around the World by Opal Dunn
(Henry Holt & Company)

Heard It In the Playground by Allan Ahlberg
(Penguin U.K.)

King of the Playground by Phyllis Reynolds Naylor (Aladdin)



Nice
Job!

Let's go
shopping!

Name _____

More Things to Do



Let's Shop

There are so many things to see when you go shopping. You will see signs everywhere. Look for words you can read on the signs. Look for little words in big words. Read the labels on cans and jars. See how many words you can read. Take a look at how the store organizes different things. Choose one or two activities from below to complete.

1

Write a shopping list before you go to a store. This will help you remember what you need to buy.

2

Organize a yard sale. Make signs for your sale. Don't forget to put price tags on your things for sale.

3

Make a wish book. Cut out pictures of things you would really like for a special day. Add a label to each picture. Put the pictures in order from the most important to the least important object.

Check out these books.

A Little Shopping by Cynthia Rylant
(Simon & Schuster)

On Market Street by Arnold Lobel
(Mulberry Books)

Sheep in a Shop by Nancy Shaw
(Houghton Mifflin)

Signs at the Store by Mary Hill
(Children's Book Press)



You
did it!


You
reached the
finish line!

ULTIMATE ADVANTAGE READING

Quiz Cards

Tear apart the Ultimate Advantage Quiz Cards on the following pages to test your reading knowledge!

Quiz yourself or a friend.



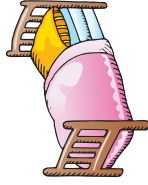
Q

Which two words rhyme?

A bear chair barn



B bed bead bread



Q

A What did Goldilocks break in the three bears' house?

B Where did the three bears find Goldilocks?


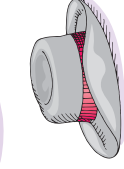
Q

Which story pictures are not in *Goldilocks and the Three Bears*?

A



B



Q

Riddle time:

A I am the day after Monday. What am I?

B I am the day before Thursday. What am I?

Q

Riddle time:

A I start with **f** and end with **sh**. I swim in water. What am I?

B I start with **ch** and end with **n**. I am below your lips. What am I?

Q

Which word does not rhyme?

A wig dog frog



B rain bean plane



Q

What are the missing words?

A Please put that down .
how **now**

B My house is that hill.
over **out**

Q

What are the missing words?

A will go with us?
When **Who**

B We have book.
that **then**

Q

Riddle time:

A I start with **ch** and rhyme with **peek**. What am I?

B I start with **sh** and rhyme with **made**. What am I?