

Table of Contents

Introduction	3
Student Recording Sheet	4

A Way with Words

Word Maker #1	5
Word Maker #2	6
Word Maker #3	7
Word Maker #4	8
Four-Letter Frenzy	9
Dial-a-Letter	10
Monstrous Mix-up	11
From Start to Finish	12
Code Breaker #1	13
Code Breaker #2	14
Code Breaker #3	15
Underwater Exploration	16
Surfing Adventure	17
Measure Up Crossword	18
State Scrambler Crossword	19
Endangered Animals Word Search	20
Extreme Sports Word Search	21
Word Chain #1	22
Word Chain #2	23

Number Knowledge

Addition Pathways	24
Subtraction Pathways	25
Add On	26
What's the Difference?	27
Multiplication Mysteries	28
Division Dilemma	29
Math Path #1	30
Math Path #2	31
Number Puzzle #1	32
Number Puzzle #2	33
It All Adds Up #1	34
It All Adds Up #2	35
It All Adds Up #3	36
It All Adds Up #4	37
It All Adds Up #5	38
It All Adds Up #6	39
It All Adds Up #7	40
It All Adds Up #8	41
Get in Gear	42
Picking Apples	43
B-I-N-G-O!	44

Critical Thinking

What's Missing?	45
Odd Word Out #1	46
Odd Word Out #2	47
The Race Is Over	48
Puppy Predicament	49
Cabin Chaos	50
Who's Who?	51
State of Confusion	52
Birthday Month Mix-up	53
Token Logic #1	54
Token Logic #2	55
Token Logic #3	56

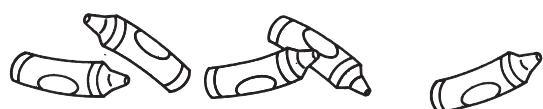
Following Directions

Phone Tag	57
Word\$ Worth	58
Lucky Keystrokes	59
Put It All Together	60
File It	61
Color Pattern #1	62
Color Pattern #2	63
Satellite Radio	64–65
Get in Shape	66–67
What's for Lunch?	68–69
Dazzling Design	70–71
Robot Design	72
Draw a Police Pup	73
Draw a Motorcycle	74
Draw a Scene	75

Fun Finishers

Owl Portrait	76
Draw an Ostrich	77
Create a Clown	78
Design an MP3 Player Case	79
Personal Banner	80
Design a CD Case	81
Create Comic Strips #1	82
Create Comic Strips #2	83
Grid Picture #1	84
Grid Picture #2	85
Grid Picture #3	86
Win the Race	87
Sprint to the Finish Line	88
Catch a Butterfly	89
Find the Way Home	90

Answer Key	91–96
-------------------------	-------








Introduction



More I'm Through! What Can I Do? is a one-stop resource that addresses this all-too-familiar question teachers hear from students who finish early. The high-interest, ready-to-use puzzles, riddles, brainteasers, and mazes can be completed with minimal teacher assistance and help sharpen language arts, math, creative thinking, and critical thinking skills. This new series is a follow-up to our best-selling titles *I'm Through! What Can I Do?*





GETTING STARTED

Use any of the following suggestions to create a simple, structured environment that allows students to access these activities independently and keeps busy classrooms running smoothly.

1. Create individual student packets using all of the activity pages. Have students keep the packets in their desks and complete pages if they finish their assigned work early.
2. Create smaller packets by content areas (language arts and math) to use at centers. Store each set of packets in a file folder. Attach a class list to the outside of each folder. Have students cross out their names after they complete the packet.
3. Use activity pages individually as
 -  supplements to specific lessons
 -  homework assignments
 -  substitute teacher's helpers
 -  three-minute transition activities
 -  morning warm-up or after-lunch refocusing activities

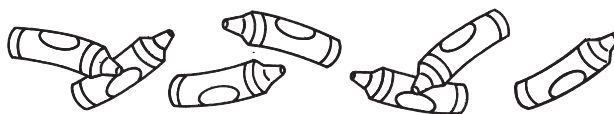


HELPFUL TIPS TO FREE YOUR TIME

-  Allow students to consult classmates to figure out puzzles.
-  Encourage students to correct each other's work.
-  Place copies of the answer key in an accessible area for students to pull as needed for self-correction.
-  Give students copies of the Student Recording Sheet (page 4) to keep track of completed activity pages. Have students color in or check off each activity after it is completed.

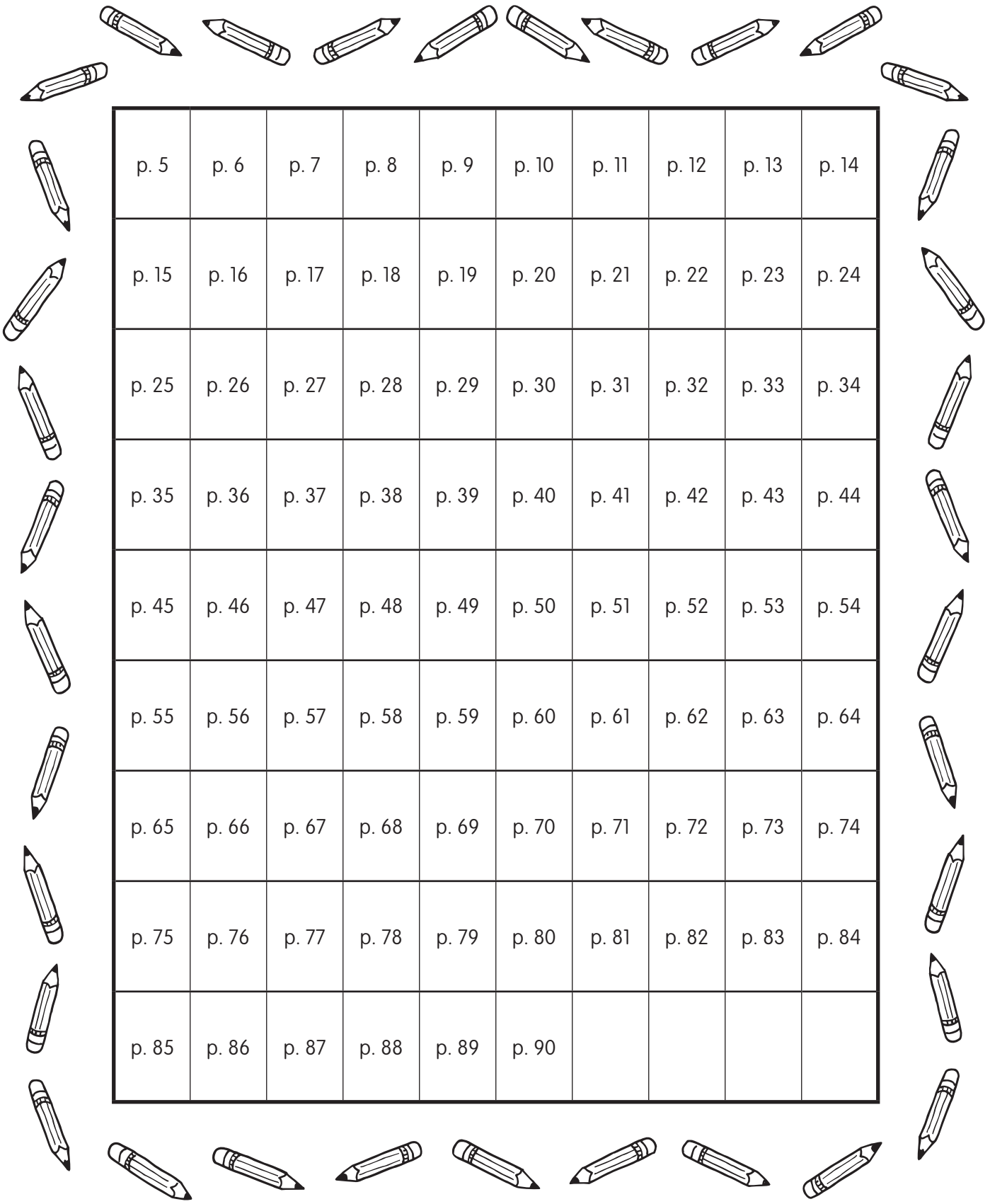


However you choose to use the activity pages, let *More I'm Through! What Can I Do?* assist you in establishing a constructive and productive classroom environment.



Name: _____

Keep track of your work by filling in the box after completing the activity.



p. 5	p. 6	p. 7	p. 8	p. 9	p. 10	p. 11	p. 12	p. 13	p. 14
p. 15	p. 16	p. 17	p. 18	p. 19	p. 20	p. 21	p. 22	p. 23	p. 24
p. 25	p. 26	p. 27	p. 28	p. 29	p. 30	p. 31	p. 32	p. 33	p. 34
p. 35	p. 36	p. 37	p. 38	p. 39	p. 40	p. 41	p. 42	p. 43	p. 44
p. 45	p. 46	p. 47	p. 48	p. 49	p. 50	p. 51	p. 52	p. 53	p. 54
p. 55	p. 56	p. 57	p. 58	p. 59	p. 60	p. 61	p. 62	p. 63	p. 64
p. 65	p. 66	p. 67	p. 68	p. 69	p. 70	p. 71	p. 72	p. 73	p. 74
p. 75	p. 76	p. 77	p. 78	p. 79	p. 80	p. 81	p. 82	p. 83	p. 84
p. 85	p. 86	p. 87	p. 88	p. 89	p. 90				

Name: _____

Date: _____

Word Maker #1

How many words can you find in the Word Maker square? There are more than 50 words! Start your list below. Then challenge a friend to see who can find the most words.

Rules to remember:

- The words you find must have 3 or more letters.
- From any beginning letter, build a word by going left, right, up, down, or diagonally. (A single word may go in more than one direction.)
- You may not skip a square. Each letter in a word must touch the squares before and after it.
- The same letter square can be used more than once in a word, but it cannot be used twice in a row.
- The star can count for any letter, and it can be used twice in a row.
- Proper nouns (e.g., *John*) are not allowed.

l	e	m	t	s
r	a	o	n	i
o	p	★	c	d
b	a	r	d	e
w	e	l	i	t

Name: _____

Date: _____

Word Maker #2

How many words can you find in the Word Maker square? There are more than 50 words! Start your list below. Then challenge a friend to see who can find the most words.

Rules to remember:

- The words you find must have 3 or more letters.
- From any beginning letter, build a word by going left, right, up, down, or diagonally. (A single word may go in more than one direction.)
- You may not skip a square. Each letter in a word must touch the squares before and after it.
- The same letter square can be used more than once in a word, but it cannot be used twice in a row.
- The star can count for any letter, and it can be used twice in a row.
- Proper nouns (e.g., *John*) are not allowed.

r	o	p	s	e
e	a	l	i	t
c	h	m	o	r
a	★	i	b	g
n	l	e	r	f

Name: _____

Date: _____

Word Maker #3

How many words can you find in the Word Maker square? There are more than 50 words! Start your list below. Then challenge a friend to see who can find the most words.

Rules to remember:

- The words you find must have 3 or more letters.
- From any beginning letter, build a word by going left, right, up, down, or diagonally. (A single word may go in more than one direction.)
- You may not skip a square. Each letter in a word must touch the squares before and after it.
- The same letter square can be used more than once in a word, but it cannot be used twice in a row.
- The star can count for any letter, and it can be used twice in a row.
- Proper nouns (e.g., *John*) are not allowed.

r	s	t	o	n
e	m	i	★	b
c	a	e	l	o
k	h	r	y	t
c	o	d	a	s

Name: _____

Date: _____

Word Maker #4

How many words can you find in the Word Maker square? There are more than 50 words! Start your list below. Then challenge a friend to see who can find the most words.

Rules to remember:

- The words you find must have 3 or more letters.
- From any beginning letter, build a word by going left, right, up, down, or diagonally. (A single word may go in more than one direction.)
- You may not skip a square. Each letter in a word must touch the squares before and after it.
- The same letter square can be used more than once in a word, but it cannot be used twice in a row.
- The star can count for any letter, and it can be used twice in a row.
- Proper nouns (e.g., *John*) are not allowed.

g	r	p	l	o
a	i	★	u	s
n	c	e	t	h
t	n	l	o	e
r	a	i	s	r

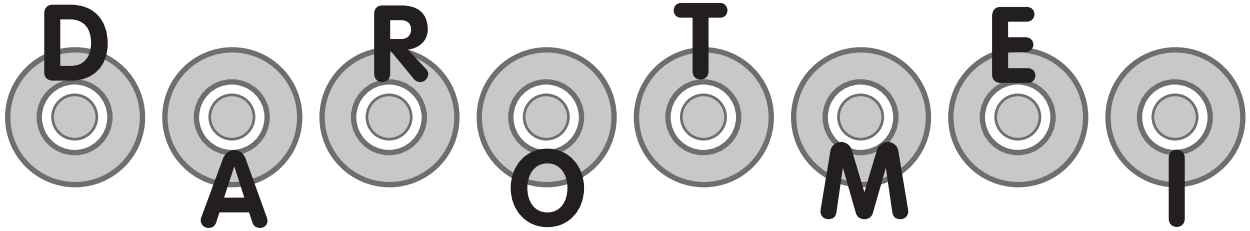
Name: _____

Date: _____

Four-Letter Frenzy

Arrange the letters into 24 four-letter words. Each letter may only be used once per word. No proper nouns!

Examples: moat, read



1. _____

13. _____

2. _____

14. _____

3. _____

15. _____

4. _____

16. _____

5. _____

17. _____

6. _____

18. _____

7. _____

19. _____

8. _____

20. _____

9. _____

21. _____

10. _____

22. _____

11. _____

23. _____

12. _____

24. _____

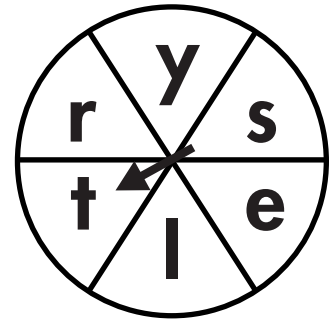
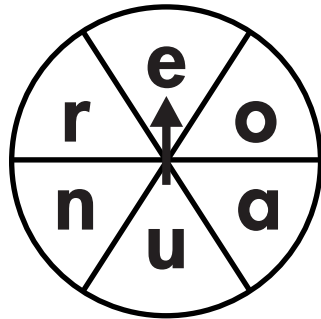

Name: _____

Date: _____

Dial-a-Letter

Make four-letter words by selecting a letter on each dial below. The letters must be used in the order of the spinners shown.

Example: meat



1. _____
2. _____
3. _____
4. _____
5. _____
6. _____
7. _____
8. _____
9. _____
10. _____

11. _____
12. _____
13. _____
14. _____
15. _____
16. _____
17. _____
18. _____
19. _____
20. _____

Name: _____


Date: _____

Monstrous Mix-up

Use the letters below to create words to fit in each column. A letter **may** be used more than one time in the same word. No proper nouns allowed.



L S A E R T H D



Example: 5-letter → start
6-letter → desert

5-Letter Words	6-Letter Words