


Table of Contents

Introduction	3	Math Maze 1	50
Student Recording Sheet	4	Math Maze 2	51
A Way with Words		Bull's-Eye! 1	52
Dot-to-Dot, a-z	5	Bull's-Eye! 2	53
Dot-to-Dot, A-Z	6	Bull's-Eye! 3	54
Want a Scoop?	7	Four Square 1	55
What's Missing? ABC	8	Four Square 2	56
Cat Rhymes	9	Six Square 1	57
Jet Rhymes	10	Six Square 2	58
Short Vowel Puzzle	11	Six Square 3	59
Long Vowel Puzzle	12		
sp Word Path	13	Critical Thinking	
br Word Path	14	Guess Ethan's Number	60
sh Word Path	15	Guess Sophia's Number	61
ch Word Path	16	Guess Emma's Number	62
Can-Do Word Addition	17	Guess Joon's Number	63
Artful Word Addition	18	Name That Pet	64
Word Addition	19	Who's Who?	65
Under the Sea	20	The Great Pie Bake-Off	66
Game Time	21	Fishing Fun	67
School Tools	22	A Flag Maker	68
Lunch Time	23	Dot-to-Dots	69
Color Crossword	24		
Colorful Caterpillars	25	Following Directions	
It Doesn't Belong	26	Crack the Code 1	70
What's Next?	27	Crack the Code 2	71
Building a Snowman	28	Crack the Code 3	72
		Big on Bugs	73
Number Knowledge		Mammals	74
Hidden Numbers	29	Draw a Pig	75
Mouse Trail	30	Draw a Turtle	76
Count by 5s	31	Draw a Kitten	77
S-s-snaky Patterns	32	Draw a Flower	78
Caterpillar Counting	33	Shape Code	79
Shape Maze	34	Crayons	80
Shape Hunt	35		
Kite Designs	36	Fun Finishers	
Healthy Heart Symmetry	37	Months of the Year Word Search	81
Pretty Puppy Symmetry	38	Farm Life Word Search	82
Happy Home Symmetry	39	Zoo Animals Word Search	83
To the Bear's Cave	40	Zoo Map	84
Squirrel's Path to 10	41	Find the Zoo Animals	85
Addition Detective, 12	42	Sky Gazing	86
Addition Detective, 18	43	Under the Sea	87
Addition Detective, 20	44	Fishy Squares	88
Cowboy Bob's Path to 5	45	Find the Shape	89
Addition Math Maze 1	46	Bead Patterns	90
Addition Math Maze 2	47	Farm Fun	91
Subtraction Math Maze 1	48		
Subtraction Math Maze 2	49	Answer Key	92-96

Introduction



More I'm Through! What Can I Do? is a one-stop resource that addresses this all-too-familiar question teachers hear from students who finish early. The high-interest, ready-to-use puzzles, riddles, brainteasers, and mazes can be completed with minimal teacher assistance and help sharpen language arts, math, creative thinking, and critical thinking skills. This new series is a follow-up to our best-selling title *I'm Through! What Can I Do?*

GETTING STARTED

Use any of the following suggestions to create a simple, structured environment that allows students to access these activities independently and keeps busy classrooms running smoothly.

1. Create individual student packets using all of the activity pages. Have students keep the packets in their desks and complete pages if they finish their assigned work early.
2. Create smaller packets by content areas (language arts and math) to use at centers. Store each set of packets in a file folder. Attach a class list to the outside of each folder. Have students cross out their names after they complete the packet.
3. Use activity pages individually as a supplement to a specific day's lesson
 - ▶ homework assignments
 - ▶ substitute teacher's helpers
 - ▶ three-minute transition activities
 - ▶ morning warm-up or an after-lunch refocusing activities

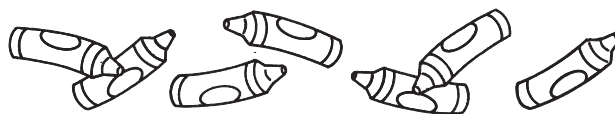


HELPFUL TIPS TO FREE YOUR TIME

- ▶ Allow students to consult classmates to figure out puzzles.
- ▶ Encourage students to correct each other's work.
- ▶ Place copies of the answer key in an accessible area for students to pull as needed for self-correction.
- ▶ Give students copies of the recording sheet to keep track of completed activity pages. Have students color in or check off each activity after it is completed.

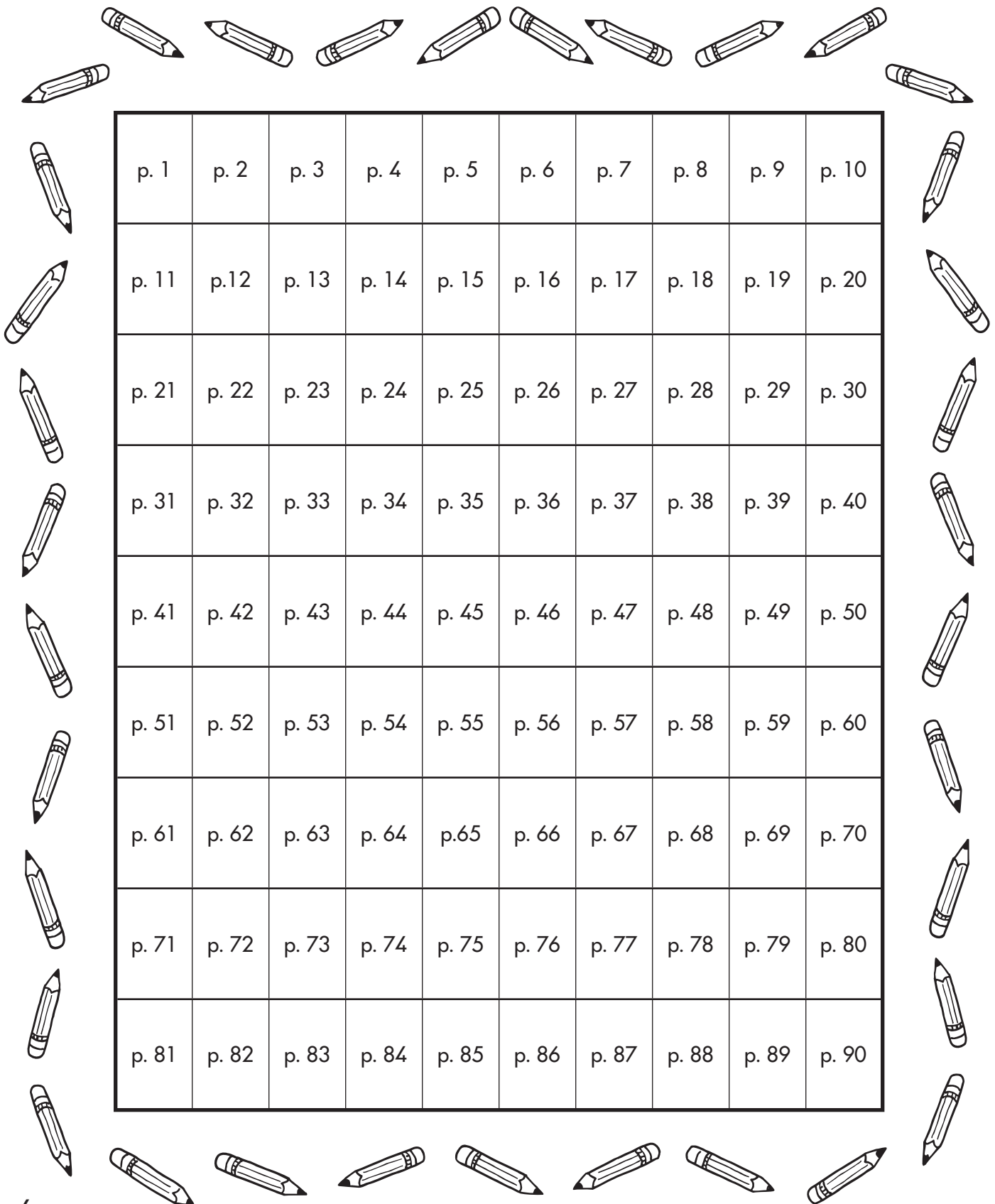


However you choose to use the activity pages, let *More I'm Through! What Can I Do?* assist you in establishing a constructive and productive classroom environment.



Name: _____

Keep track of your work by filling in the box after completing the activity.

A decorative border of various pencils surrounds the central grid. The pencils are arranged in a circular pattern around the top, bottom, left, and right sides of the grid.

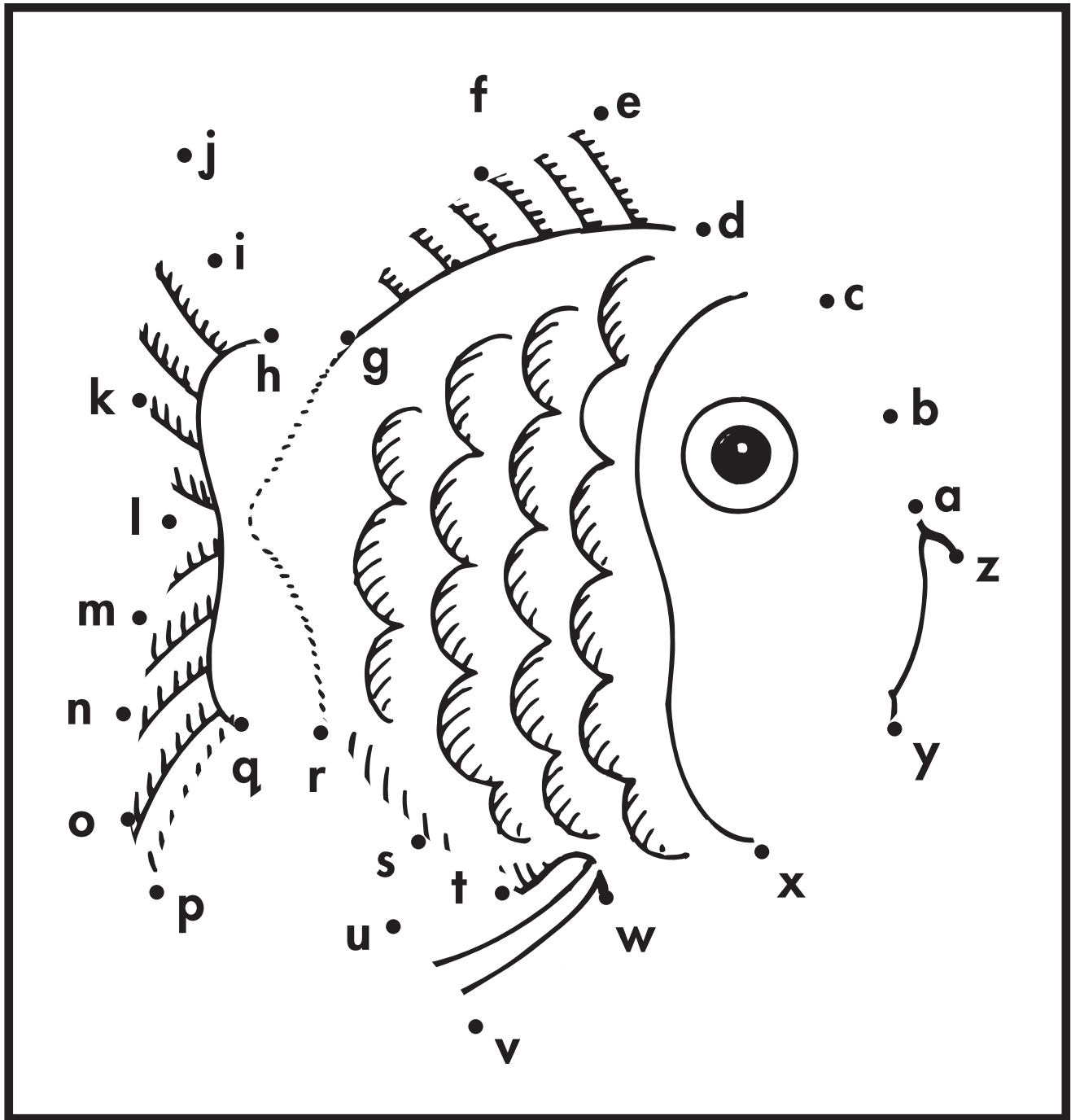
p. 1	p. 2	p. 3	p. 4	p. 5	p. 6	p. 7	p. 8	p. 9	p. 10
p. 11	p.12	p. 13	p. 14	p. 15	p. 16	p. 17	p. 18	p. 19	p. 20
p. 21	p. 22	p. 23	p. 24	p. 25	p. 26	p. 27	p. 28	p. 29	p. 30
p. 31	p. 32	p. 33	p. 34	p. 35	p. 36	p. 37	p. 38	p. 39	p. 40
p. 41	p. 42	p. 43	p. 44	p. 45	p. 46	p. 47	p. 48	p. 49	p. 50
p. 51	p. 52	p. 53	p. 54	p. 55	p. 56	p. 57	p. 58	p. 59	p. 60
p. 61	p. 62	p. 63	p. 64	p.65	p. 66	p. 67	p. 68	p. 69	p. 70
p. 71	p. 72	p. 73	p. 74	p. 75	p. 76	p. 77	p. 78	p. 79	p. 80
p. 81	p. 82	p. 83	p. 84	p. 85	p. 86	p. 87	p. 88	p. 89	p. 90

Name: _____

Date: _____

Dot-to-Dot, a-z

Connect the dots. Color the picture.



Name: _____

Date: _____

Dot-to-Dot, A-Z

Connect the dots. Color the picture.

