

Table of Contents

Introduction	3	Four Square #2	50
Student Recording Sheet	4	Six Square #1	51
A Way with Words		Six Square #2	52
Dot-to-Dot, a-z	5	Six Square #3	53
Dot-to-Dot, A-Z	6	Critical Thinking	
Want a Scoop?	7	Guess Ethan's Number	54
What's Missing? ABC	8	Guess Sophia's Number	55
Cat Rhymes	9	Guess Emma's Number	56
Jet Rhymes	10	Guess Joon's Number	57
Short Vowel Puzzle	11	Name That Pet	58
Long Vowel Puzzle	12	Who's Who?	59
Word Path—sp	13	The Great Pie Bake-Off	60
Word Path—br	14	Fishing Fun	61
Word Path—sh	15	A Flag Maker	62
Word Path—ch	16	Dot-to-Dots	63
Can-Do Word Addition	17	Following Directions	
Artful Word Addition	18	Crack the Code #1	64
Word Addition	19	Crack the Code #2	65
Under the Sea	20	Crack the Code #3	66
Game Time	21	Big on Bugs	67
School Tools	22	Mammals	68
Lunch Time	23	Draw a Pig	69
Color Crossword	24	Draw a Turtle	70
Colorful Caterpillars	25	Draw a Kitten	71
It Doesn't Belong	26	Draw a Flower	72
What's Next?	27	Shape Code	73
Building a Snowman	28	Crayons	74
Number Knowledge		Shape Maze	75
Hidden Numbers	29	Shape Hunt	76
Mouse Trail	30	Kite Designs	77
Count by 5s	31	Healthy Heart Symmetry	78
S-s-snaky Patterns	32	Pretty Puppy Symmetry	79
Caterpillar Counting	33	Happy Home Symmetry	80
To the Bear's Cave	34	Fun Finishers	
Squirrel's Path to 10	35	Months of the Year Word Search	81
Addition Detective, 12	36	Farm Life Word Search	82
Addition Detective, 18	37	Zoo Animals Word Search	83
Addition Detective, 20	38	Zoo Map	84
Cowboy Bob's Path to 5	39	Find the Zoo Animals	85
Addition Math Maze #1	40	Sky Gazing	86
Addition Math Maze #2	41	Under the Sea	87
Subtraction Math Maze #1	42	Fishy Squares	88
Subtraction Math Maze #2	43	Find the Shape	89
Math Maze #1	44	Bead Patterns	90
Math Maze #2	45	Farm Fun	91
Bull's-Eye! #1	46	Answer Key	92-96
Bull's-Eye! #2	47		
Bull's-Eye! #3	48		
Four Square #1	49		

Introduction



More I'm Through! What Can I Do? is a one-stop resource that addresses this all-too-familiar question teachers hear from students who finish early. The high-interest, ready-to-use puzzles, riddles, brainteasers, and mazes can be completed with minimal teacher assistance and help sharpen language arts, math, creative thinking, and critical thinking skills. This new series is a follow-up to our best-selling titles *I'm Through! What Can I Do?*

GETTING STARTED

Use any of the following suggestions to create a simple, structured environment that allows students to access these activities independently and keeps busy classrooms running smoothly.

1. Create individual student packets using all of the activity pages. Have students keep the packets in their desks and complete pages if they finish their assigned work early.
2. Create smaller packets by content areas (language arts and math) to use at centers. Store each set of packets in a file folder. Attach a class list to the outside of each folder. Have students cross out their names after they complete the packet.
3. Use activity pages individually as
 - ▶ supplements to specific lessons
 - ▶ homework assignments
 - ▶ substitute teacher's helpers
 - ▶ three-minute transition activities
 - ▶ morning warm-up or after-lunch refocusing activities

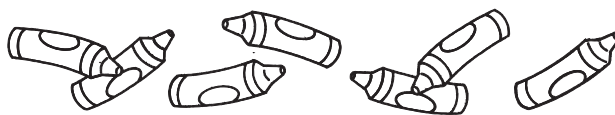


HELPFUL TIPS TO FREE YOUR TIME

- ▶ Allow students to consult classmates to figure out puzzles.
- ▶ Encourage students to correct each other's work.
- ▶ Place copies of the answer key in an accessible area for students to pull as needed for self-correction.
- ▶ Give students copies of the Student Recording Sheet (page 4) to keep track of completed activity pages. Have students color in or check off each activity after it is completed.

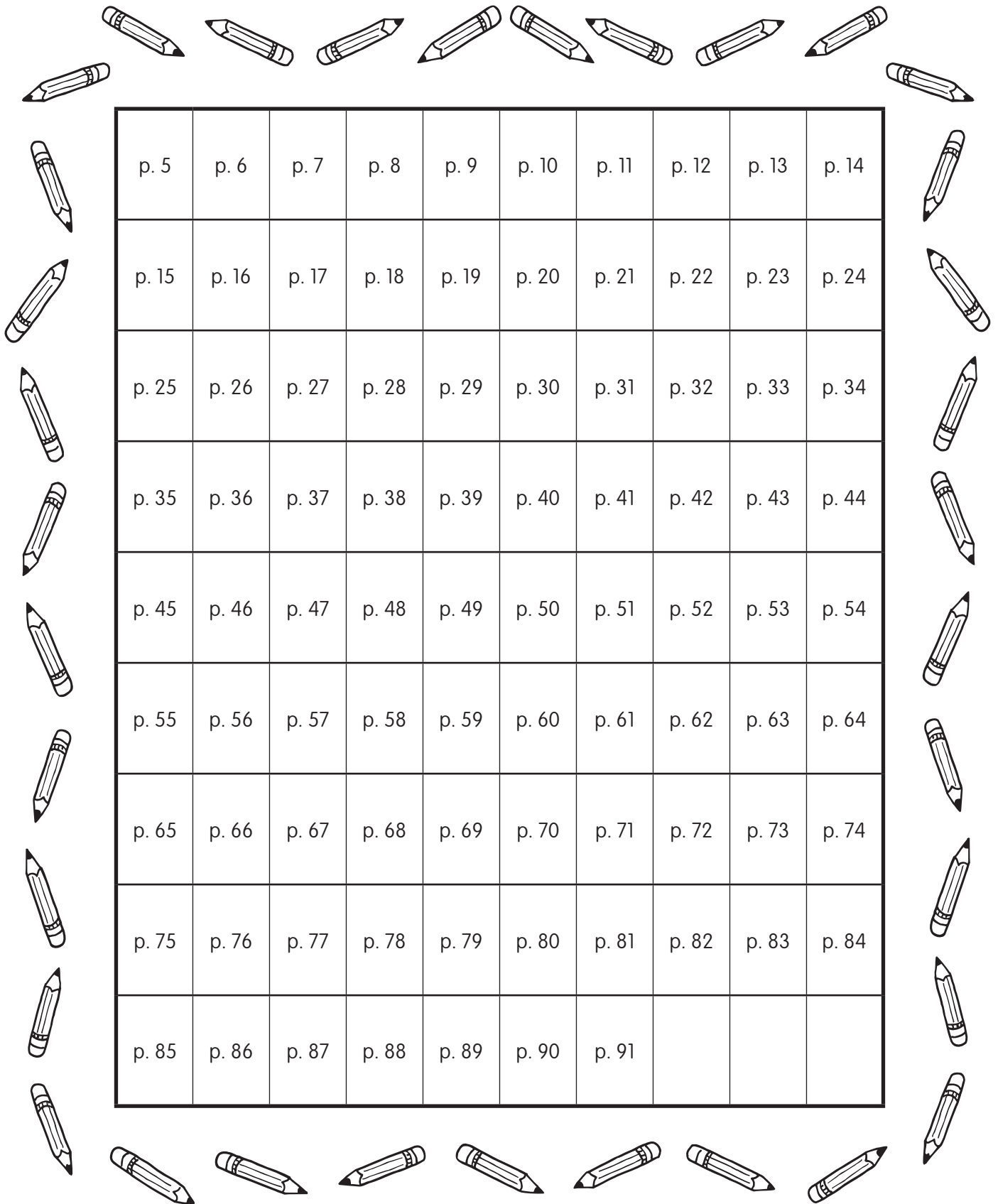


However you choose to use the activity pages, let *More I'm Through! What Can I Do?* assist you in establishing a constructive and productive classroom environment.



Name: _____

Keep track of your work by filling in the box after completing the activity.

A decorative border of various colored pencils surrounds the central grid. The pencils are arranged in a circular pattern around the top and bottom, and in vertical columns on the left and right sides.

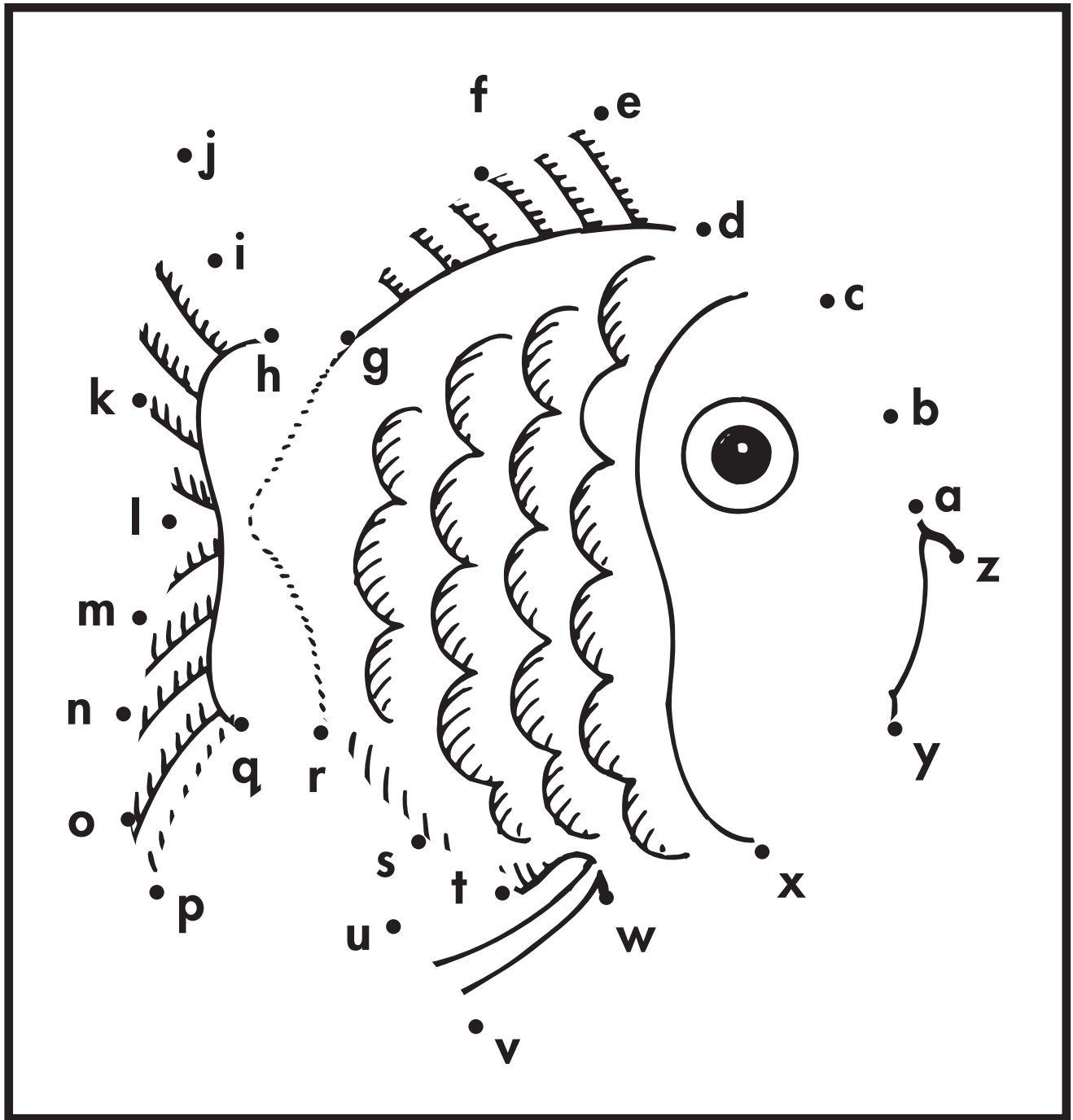
p. 5	p. 6	p. 7	p. 8	p. 9	p. 10	p. 11	p. 12	p. 13	p. 14
p. 15	p. 16	p. 17	p. 18	p. 19	p. 20	p. 21	p. 22	p. 23	p. 24
p. 25	p. 26	p. 27	p. 28	p. 29	p. 30	p. 31	p. 32	p. 33	p. 34
p. 35	p. 36	p. 37	p. 38	p. 39	p. 40	p. 41	p. 42	p. 43	p. 44
p. 45	p. 46	p. 47	p. 48	p. 49	p. 50	p. 51	p. 52	p. 53	p. 54
p. 55	p. 56	p. 57	p. 58	p. 59	p. 60	p. 61	p. 62	p. 63	p. 64
p. 65	p. 66	p. 67	p. 68	p. 69	p. 70	p. 71	p. 72	p. 73	p. 74
p. 75	p. 76	p. 77	p. 78	p. 79	p. 80	p. 81	p. 82	p. 83	p. 84
p. 85	p. 86	p. 87	p. 88	p. 89	p. 90	p. 91			

Name: _____

Date: _____

Dot-to-Dot, a-z

Connect the dots. Color the picture.

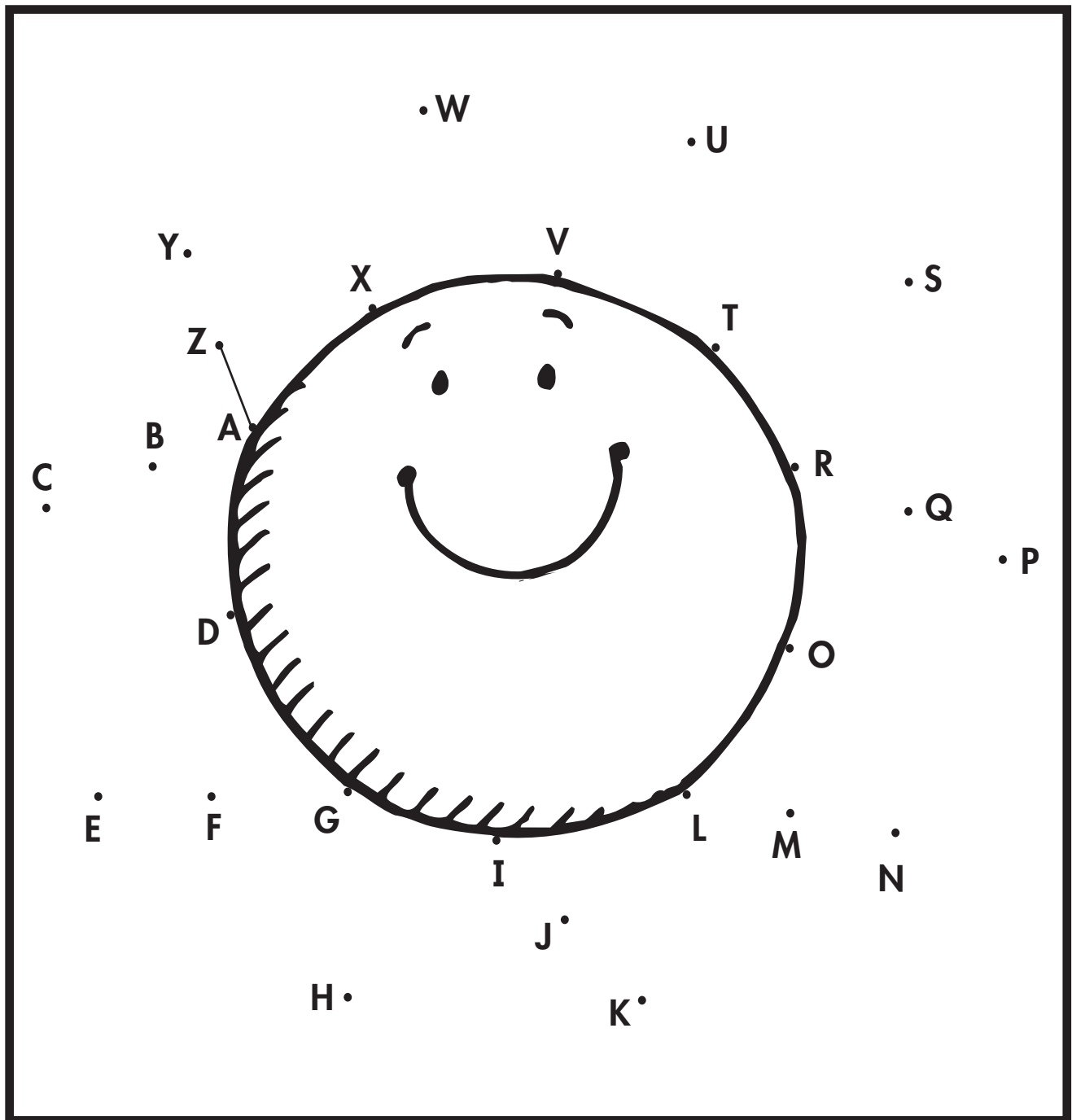


Name: _____

Date: _____

Dot-to-Dot, A-Z

Connect the dots. Color the picture.

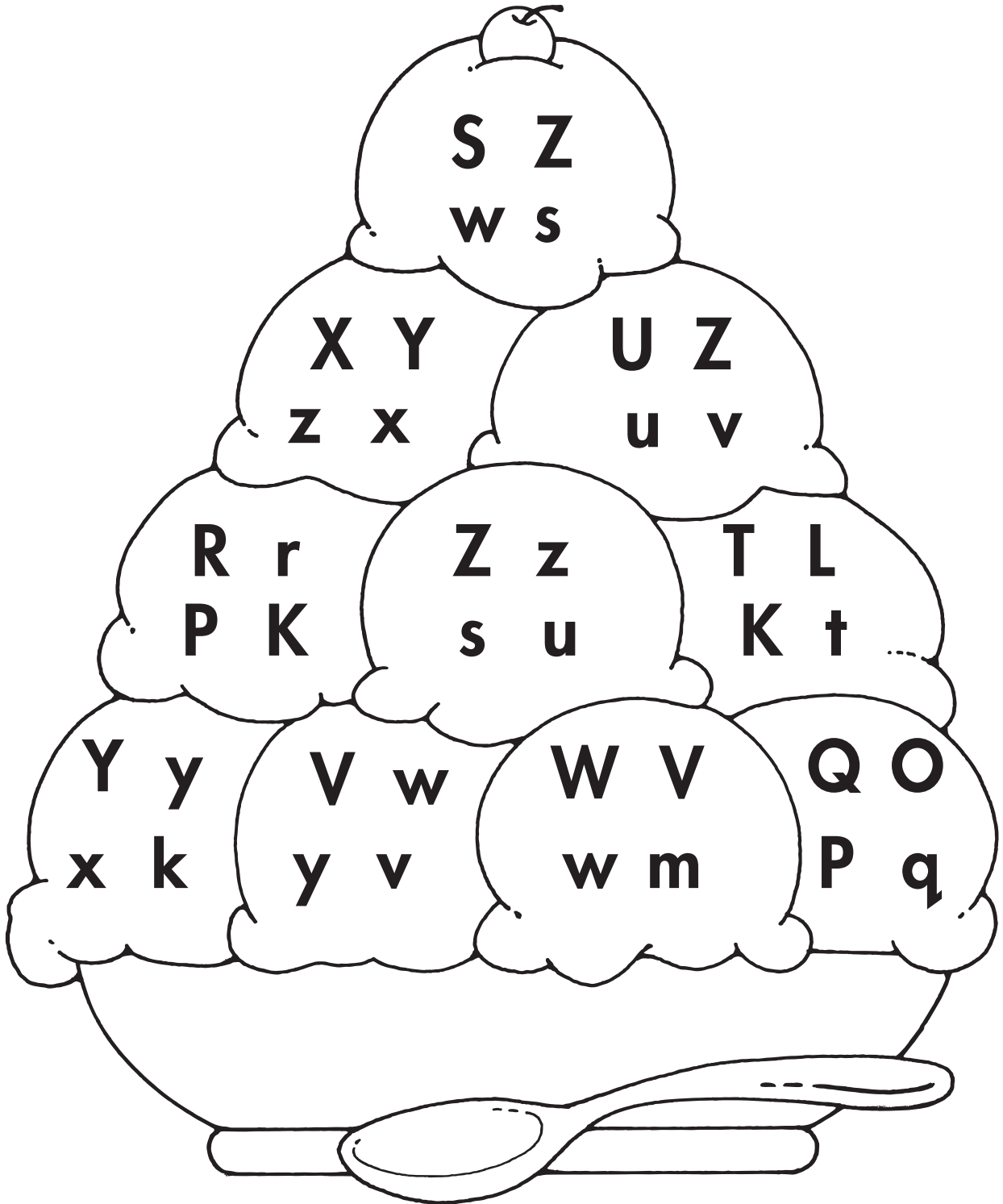


Name: _____

Date: _____

Want a Scoop?

Circle the letter pairs in each scoop of ice cream.



Name: _____

Date: _____

What's Missing? ABC

Fill in the blanks with the correct letters.

A _____

C _____

E F

G _____

K _____

_____ N O _____

Q

_____ T _____

V

_____ X _____

