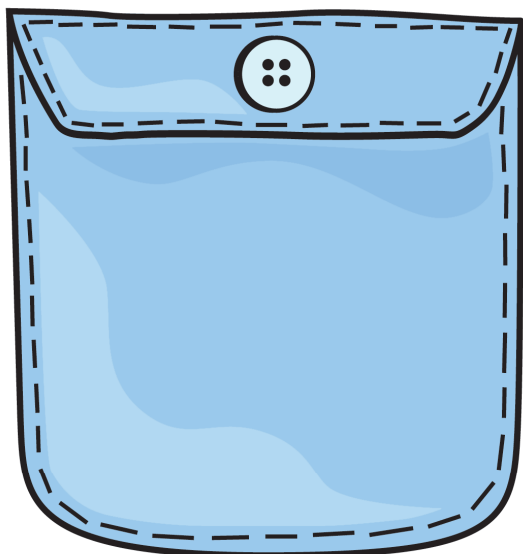


# What Is It?



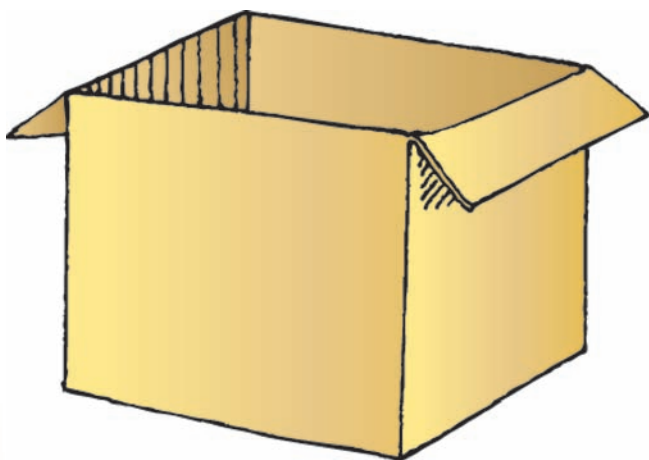
- ☀ Write **is** to complete each sentence.
- ☀ Draw a picture of something in the pocket, and draw another picture in the box.
- ☀ Write the name of each item you drew to complete the last sentence in each riddle.



There is something  
in my pocket.

What is it?

It is a \_\_\_\_\_.



There \_\_\_ something  
in my box.

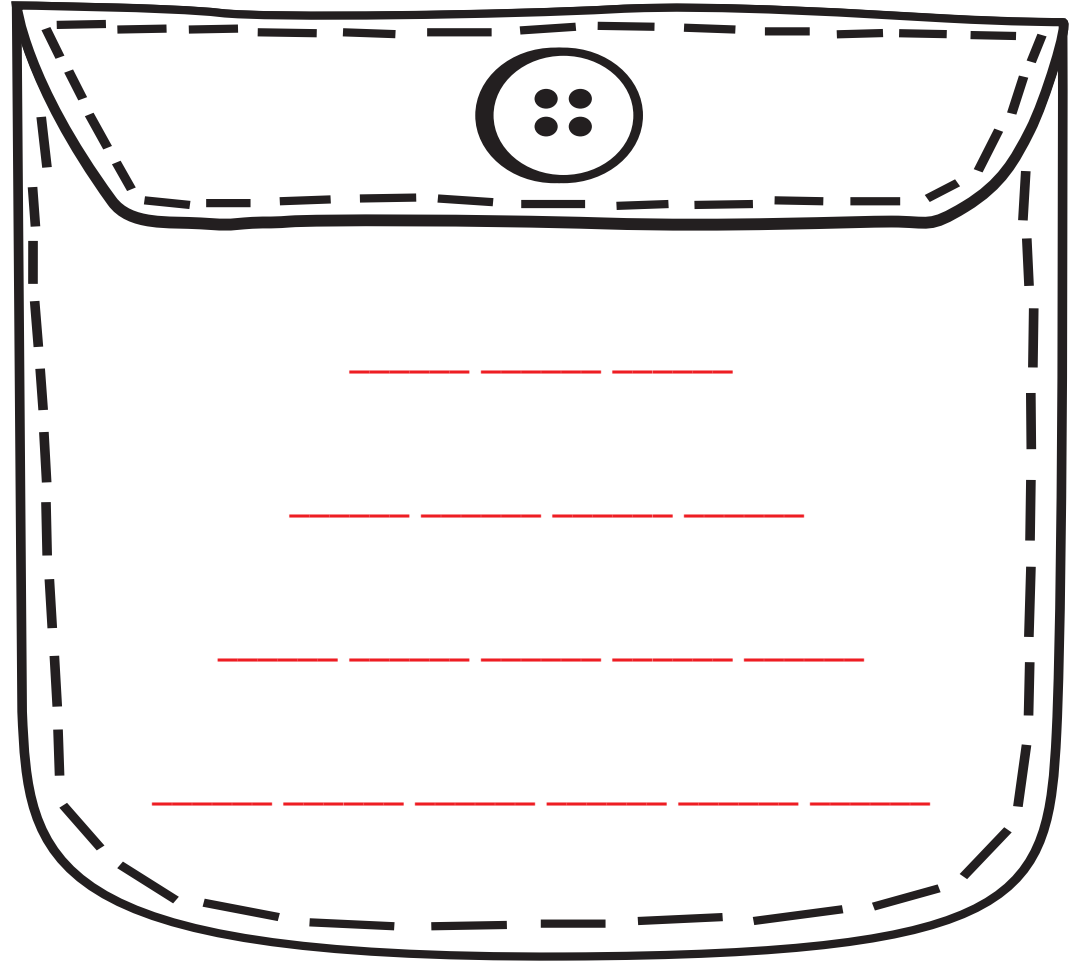
What \_\_\_ it?

It \_\_\_ a \_\_\_\_\_.

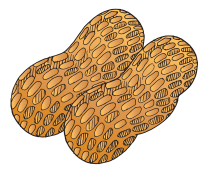
# Put It in Your Pocket




Write 4 **p** words that will fit in the pocket. One word has 3 letters, one has 4 letters, another has 5 letters, and the last one has 6 letters.




pencil



peanuts




pizza



pear




parachute



pig

# Let's Describe It!



☼ In each box, write the number for the words that describe each thing.

1 brown, soft, fuzzy

3 gray, bumpy, hard

2 soft, tickly, blue

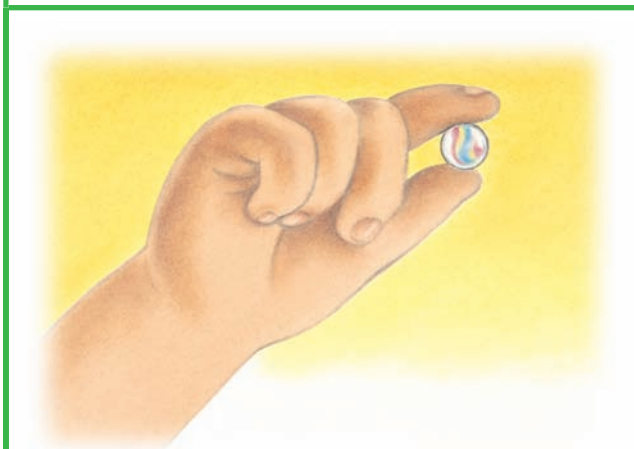
4 round, small, hard



The feather is .



The rock is .



The marble is .



The bear is .


# What's That?



- ☀ A contraction is two words put together to make one word.

what is → what's

- ☀ Circle the contraction in each sentence.
- ☀ Then draw lines from the words below to their matching contractions.



That's a red balloon.

He's a funny clown.

Here's a green frog.

It's a rabbit.

that is •

here is •

he is •

it is •


• he's

• it's

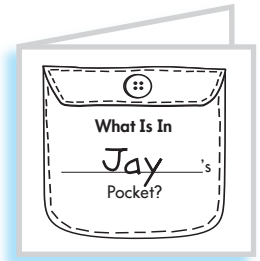
• that's

• here's

# Make a Mini Book



- ✿ Cut along the solid lines.
- ✿ Fold on the dotted lines and staple.
- ✿ Finish the pages. Be silly or serious!



It is \_\_\_\_\_.

It is \_\_\_\_\_.

It's a \_\_\_\_\_.

4

It is furry.

It is brown.



It's a bear.

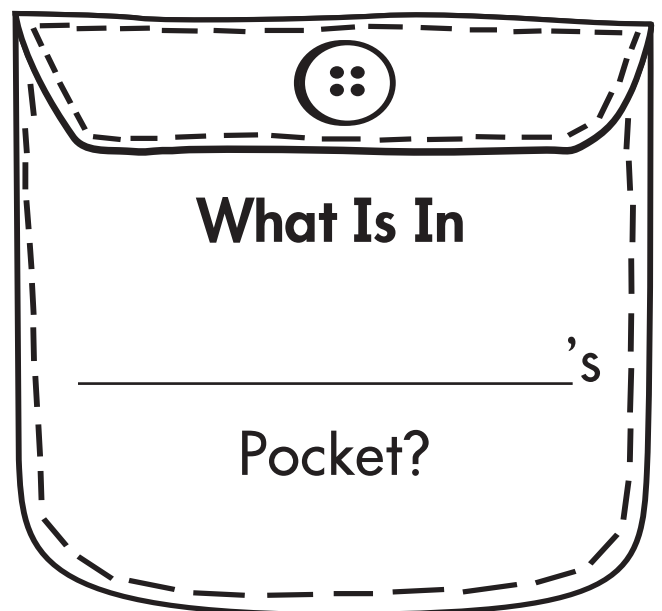
5

It is \_\_\_\_\_.

It is \_\_\_\_\_.


It's a \_\_\_\_\_.

8



1

# Make a Mini Book



It is \_\_\_\_\_.

It is \_\_\_\_\_.

It's a \_\_\_\_\_.

6

It is green.

It is an animal.


It's a frog.



3

It is red.

It is sweet.



It's a candy.

2

It is \_\_\_\_\_.

It is \_\_\_\_\_.

It's a \_\_\_\_\_.

7

# Answer Key


**Sight Words**

## What Is It?

Write **is** to complete each sentence.

Draw a picture of something in the pocket, and draw another picture in the box.

Write the name of each item you drew to complete the last sentence in each riddle.

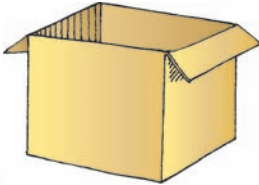


There is something in my pocket.

What is it?

It is a Answers will vary.

Pictures will vary.



There is something in my box.

What is it?

It is a Answers will vary.


Pictures will vary.

7


**Phonics**


## Put It in Your Pocket


Write 4 **p** words that will fit in the pocket. One word has 3 letters, one has 4 letters, another has 5 letters, and the last one has 6 letters.





p i g  
p e a r  
p i z z a  
p e n c i l


  
pencil

  
peanuts

  
pizza

  
pig

  
parachute

  
pear

8

**Vocabulary**

## Let's Describe It!





In each box, write the number for the words that describe each thing.

1 brown, soft, fuzzy

3 gray, bumpy, hard

2 soft, tickly, blue

4 round, small, hard

 The feather is <span style="border: 1px solid black; padding: 2px;">2</span> .	 The rock is <span style="border: 1px solid black; padding: 2px;">3</span> .
 The marble is <span style="border: 1px solid black; padding: 2px;">4</span> .	 The bear is <span style="border: 1px solid black; padding: 2px;">1</span> .

9

**Skill**

## What's That?

A contraction is two words put together to make one word.

what is → what's

Circle the contraction in each sentence.

Then draw lines from the words below to their matching contractions.



That's a red balloon.

He's a funny clown.

Here's a green frog.

It's a rabbit.

that is	<del>—————</del>	he's
here is	<del>—————</del>	it's
he is	<del>—————</del>	that's
it is	<del>—————</del>	here's

10