
Table of Contents

Introduction 3

Getting Started 4

Assembling the Make & Take Books

Teacher Tips

Color Train

Five Little Monkeys

Activities 5

Reading Response Reproducible 6

Make & Take Books

Action Alphabet

Dinosaur Boogie

Activities 19

Reading Response Reproducible 20

Make & Take Books

Rules Rap

Birdies

Activities 33

Reading Response Reproducible 34

Make & Take Books

Nursery Rhyme Rally

May There Always Be Sunshine

Activities 47

Reading Response Reproducible 48

Make & Take Books

I Know an Old Lady Who Swallowed a One

Twinkle Friends

Activities 61

Reading Response Reproducible 62

Make & Take Books

My Mother Is a Baker

My Hands on My Head

Activities 75

Reading Response Reproducible 76

Make & Take Books

Introduction

This resource features 12 sing-along and read-along books that you can reproduce for your students to make their very own *Sing Along & Read Along with Dr. Jean* reader collection. The cross-curricular themed books support early learning concepts and language development through singing and reading.

The reproducible books will complement your regular reading program and are the perfect resource to strengthen your home-school connection. Each book comes with correlating activity ideas designed to enhance students' understanding of the concepts featured. Use the activities in the classroom, or send them home along with the corresponding Make & Take book for homework. Inspire students' enthusiasm for learning with the *Sing Along and Read Along with Dr. Jean* books and activities.

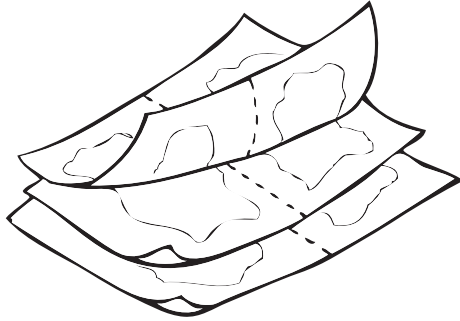
Reasons to Sing Along and Read Along

- As a multisensory medium, music can be used with great effectiveness to communicate messages to the brain.
- Research shows that when children are exposed to academic concepts while singing, they will learn those concepts more easily later on when the ideas are formally introduced.
- Songs and chants nurture phonological awareness such as alliteration and rhyme. They also provide a natural way to develop oral language, auditory memory, and fluency.
- Repetition is key to learning. Children will enjoy singing these songs over and over again.


Getting Started

Assembling the Make & Take Books

- 1 Reproduce the three double-sided pages of a story so that the pages remain back to back.



- 2 Cut apart the pages along the dotted lines and arrange them in order.



- 3 Staple the left side of the pages to bind the book.



- 4 Have each student write his or her name on the line.



Teacher Tips

- Assemble one book for each child, or have students make their own. Enlist the help of parent volunteers when possible.
- Invite children to color the pictures and add a simple construction paper cover.
- Use the books with small or large groups of children during guided reading lessons to reinforce the various reading skills your students are working on.
- Use the extension activities at school, or assign them as homework.
- The versatile reading response pages in each section can be interchanged and used with other books in this guide.
- After children have sung the songs and read the books several times and are comfortable with the vocabulary, have them take the books home to share with family members or friends.

Color Train




Choose from the following activities to extend students' learning.
Mark the completed activities.

Have the child...

- Color the images in the book with the corresponding colors.
- Underline all the color words in the text with the corresponding crayons.
- Go on a scavenger hunt to find objects that are colors represented in the book.
- Draw, color, and label the objects found on the scavenger hunt.
- Respond to the story by using the *I learned* reproducible.

CTP © 2010

Five Little Monkeys



Choose from the following activities to extend students' learning.
Mark the completed activities.


Have the child...

- Practice simple mental math by telling how many monkeys are left in the tree after each monkey is snatched.
- Sing along with the song and hold up fingers for the number of monkeys on each page(s).
- Circle each number word and then count and number each monkey on the page(s).
- Respond to the story by using the *I learned* reproducible.

CTP © 2010


Name _____ Date _____

Story Title _____

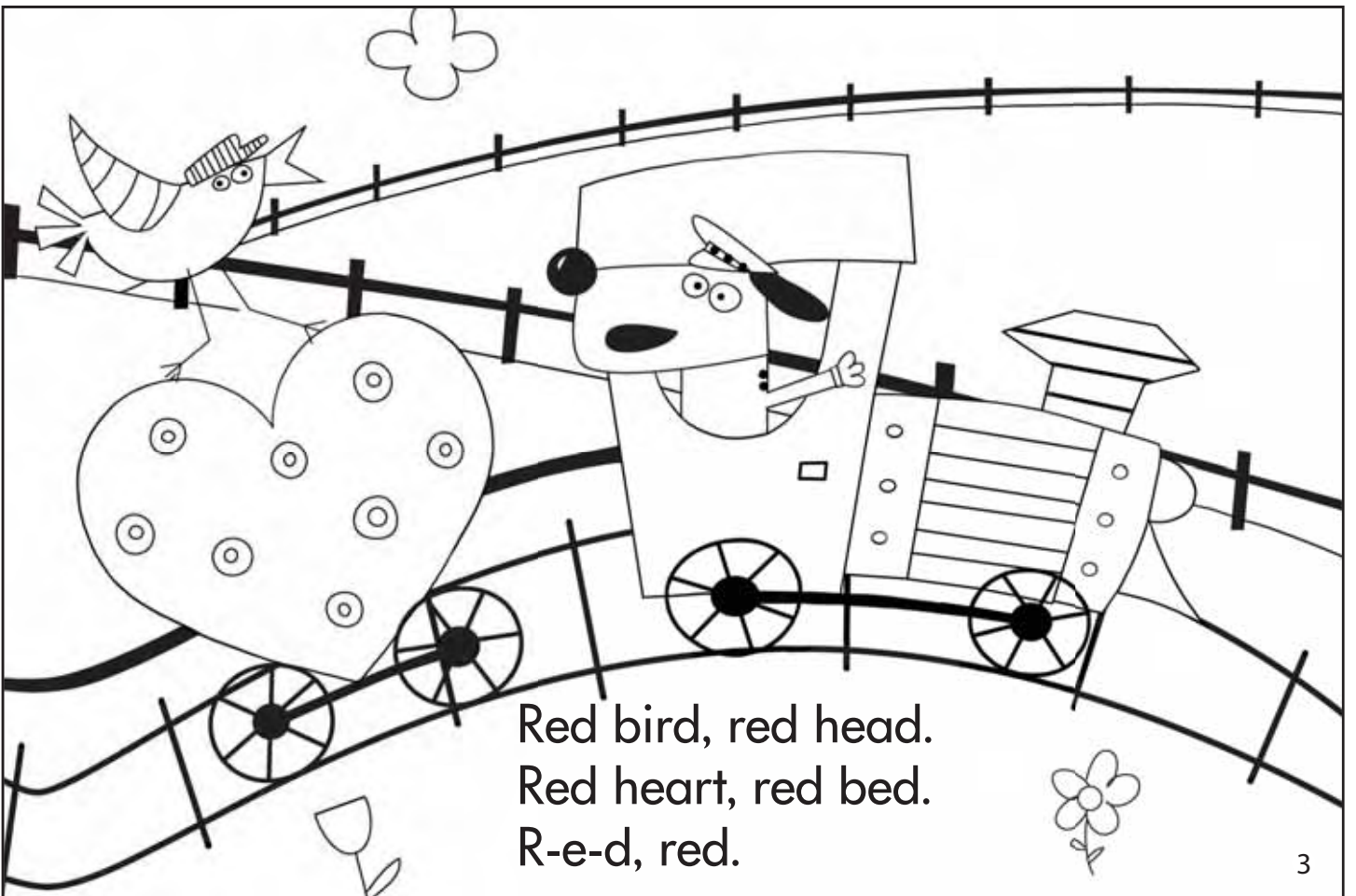


I learned _____

Color Train




CTP © 2010




Red bird, red head.
Red heart, red bed.
R-e-d, red.


CTP © 2010



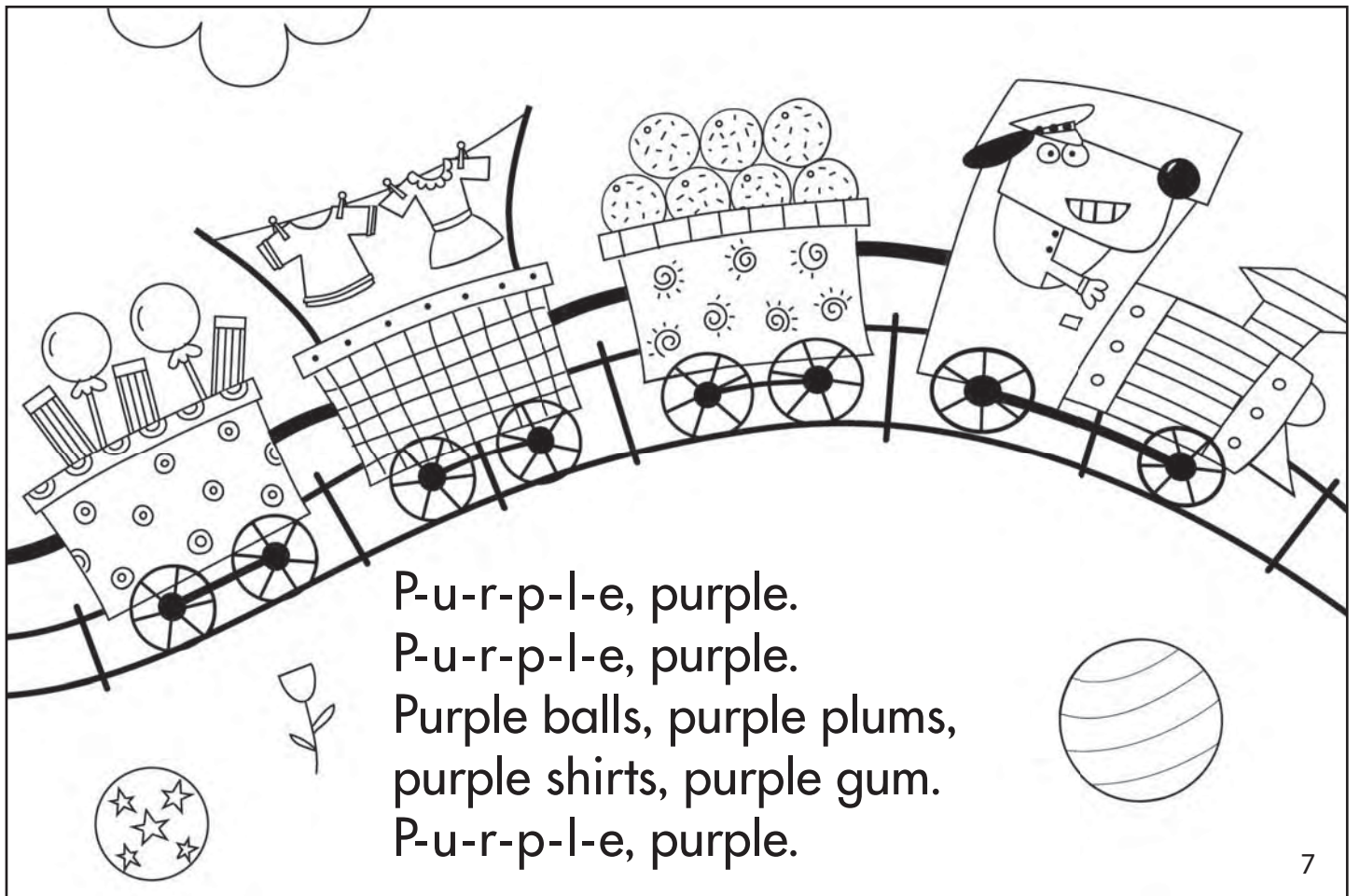
R-e-d, red.
R-e-d, red.




B-l-u-e, blue.
B-l-u-e, blue.
Blue berries, blue eyes,
blue bird, blue sky.
B-l-u-e, blue.



Y-e-l-l-o-w, yellow.
Y-e-l-l-o-w, yellow.
Yellow flowers, yellow sun,
lemon pie, bananas, yum!
Y-e-l-l-o-w, yellow.

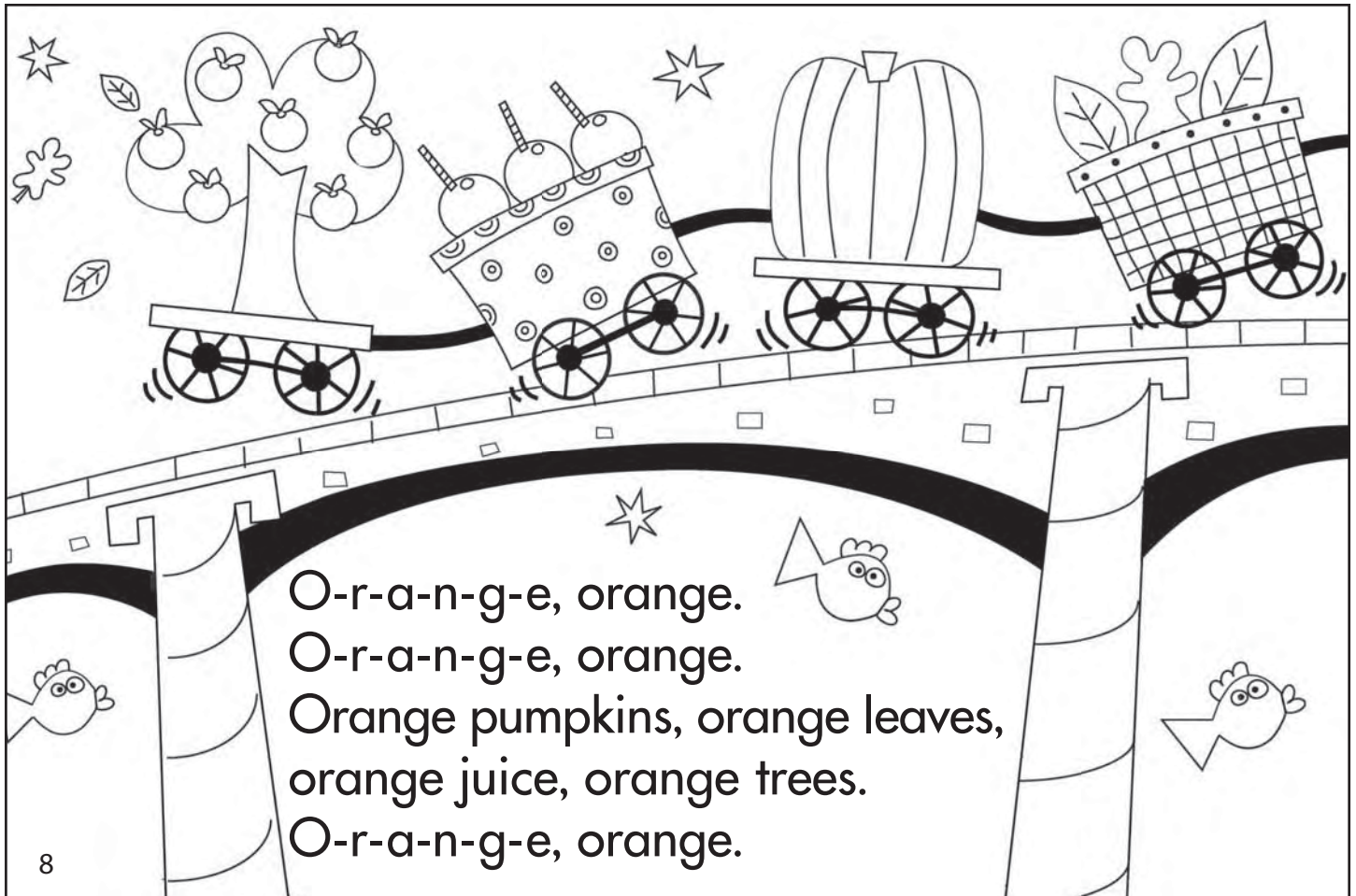


P-u-r-p-l-e, purple.
P-u-r-p-l-e, purple.
Purple balls, purple plums,
purple shirts, purple gum.
P-u-r-p-l-e, purple.




G-r-e-e-n, green.
G-r-e-e-n, green.
Green grass, green grapes,
cucumbers, lizards, snakes.
G-r-e-e-n, green.

CTP © 2010




O-r-a-n-g-e, orange.
O-r-a-n-g-e, orange.
Orange pumpkins, orange leaves,
orange juice, orange trees.
O-r-a-n-g-e, orange.


CTP © 2010




B-l-a-c-k, black.
B-l-a-c-k, black.
Black night, black cat,
black panther, black hat.
B-l-a-c-k, black.



W-h-i-t-e, white.
W-h-i-t-e, white.
White cloud, white snow,
white rabbit, white bow.
W-h-i-t-e, white.



B-r-o-w-n, brown.
B-r-o-w-n, brown.
Brown cow, chocolate cake,
brown leaves, brown rake.
B-r-o-w-n, brown.



P-i-n-k, pink.
P-i-n-k, pink.
Pink ribbons, pink nose,
pink flamingo, pink rose.
P-i-n-k, pink.