

Table of Contents

Introduction	4	The Talking Farm Animals*	33
What Is Phonemic Awareness?	5	Farm Animals Change Their Tune*	34
Make the Most of It!	9	Farm Animals*	35
In the Garden		The Little Chick	36
SONGS		Listen to the Farm Sounds	37
Down in My Garden	16	ACTIVITIES	
I've Been Working in My Garden*	17	Silly Sounds from the Farm	38
In Our Garden*	18	Farm Animal Lotto	38
See What Grows in My Garden*	19	Who Will Help?	39
I Love to Plant My Seeds*	20	ABCs Farm Class Book	39
ACTIVITIES		Our Farm	40
From the Garden	21	Pig Pen	40
Garden Time	21	Barnyard Box	41
Guess My Seed	22	Animal Visors	41
The Bunny Hop	22	Farming for Animals	42
Great Gardeners Class Book	23	Rhyme It!	42
Garden Mural Matching	23	Three Cheers for Our Chick	43
How Does Your Garden Grow?	24	Sound Scavenger Hunt	43
Our Garden Rhyming Book	24	Deep in the Sea	
Let's Make a Word!	25	SONGS	
Plant a Letter	25	Come Swim with Me*	44
Fun on the Farm		Beach Riddles*	45
SONGS		Down by the Ocean	46
On Our Farm*	26	What Lives in the Sea?*	47
Silly Farm Song*	27	Diving Down*	48
Little Red Hen*	28	Fishing for a Rhyme*	49
It's Morning on the Farm*	29	In My Bucket*	50
Down on the Farm*	30	Catch It!*	51
Guess My Animal*	31	ACTIVITIES	
Big Red Barn*	32	What Will We See?	52
		Who Am I?	52

Fishy Alphabet	53
Pass the Pail	53
Sounds of the Sea	54
Catch a Rhyme	54
Picture Pail	55
Match It!	55

Animals, Animals

SONGS

Playing with the Animals*	56
I'm a Baby Animal	57
I Wish I Were an Animal	58
Playful Animals*	59
The Silly Animals	60
What's in the Egg?	61

ACTIVITIES

Find the Baby Animals	62
Baby Sounds	62
Rolling in the Hay	63
Name That Animal	63
Animal Antics	64
Look What's Hatching	64

Springtime Fun

SONGS

Coloring Eggs*	65
Packing for a Picnic*	66
Picky Eaters	67
Picnic Lunch*	68
The Hungry Thing Goes on a Picnic	69
Little Green Frog	70
Jelly Beans*	71

Yummy Jelly Beans*	72
Clap Your Name*	73
Name Game*	74

ACTIVITIES

Color Cues	75
What Will You Pack?	75
Picnic Lunch for a Picky Bunch	76
Our Picnic Picks	76
Feed the Hungry Thing	77
Food Fit for a Frog	77
Mmm . . . Jelly Beans	78
Pretty Jelly Beans	78
Syllable Graph	79
Add an Ending	79

Bugs! Bugs! Bugs!

SONGS


Bugs in My Garden*	80
Here Come the Bugs!*	81
Insect Parade*	82
We're Going on a Bug Hunt*	83

ACTIVITIES

Who's Got the Bug?	84
Bug Helmets	84
Catch a Bug!	85
Hunting for Bugs	85

Reproducibles	86
----------------------	----

Phonemic-Awareness Index	95
---------------------------------	----



Come Swim with Me

(sing to the tune of “Down by the Bay”)

Come swim with me,
Deep in the sea.
That’s where I’ve al-ways wanted to be.
And when we go
Guess what we’ll see . . .

It starts with **/sh/**
And it rhymes with **bark**.
We might see a **shark!**

Come swim with me,
Deep in the sea.
That’s where I’ve al-ways wanted to be.
And when we go
Guess what we’ll see . . .

It starts with **/b/**
And it rhymes with **goat**.
We might see a **boat!**

Additional verses: Replace the bolded phonemes and words with other items found in the sea to continue the song. For example, *It starts with /sh/ and it rhymes with bell. We might see a shell!*

What Will We See?


Rhyming, Phoneme Substitution

Materials

- “Come Swim with Me” song (page 44)
- Deep Sea Picture Cards (page 90)
- scissors
- tape or magnetic strips
- colored chalk or wipe-off markers
- glue
- die-cut alphabet letters
- craft sticks

In advance, photocopy the Deep Sea Picture Cards, cut them out, and place tape or magnetic strips on the back of each card. Draw an ocean background on the board. Glue alphabet letters to craft sticks and distribute them to students. Display the picture cards on the board, sing “Come Swim with Me” with your students, and have students stand when they are holding a craft stick with the beginning sound. When students make a rhyme, ask a volunteer to find the correct picture card and add it to the scene.

(Use with “Come Swim with Me,” page 44)



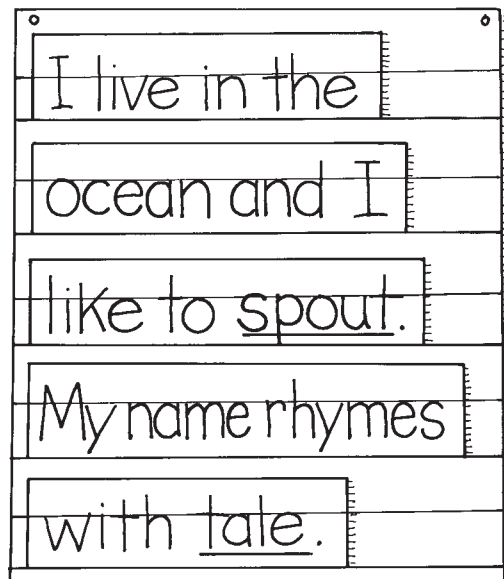
Who Am I?

Rhyming

Materials

- “Beach Riddles” song (page 45)
- sentence strips
- pocket chart
- construction paper
- crayons or markers

Write on sentence strips *I live in the ocean and I like to _____.* *My name rhymes with _____.* Place the sentence strips in a pocket chart. Sing “Beach



Riddles” with your class. Then, divide the class into small groups and invite each group to fill in the blanks to create a new rhyme to add to the song. Distribute construction paper and invite students to draw the answer to their beach riddle and hold it up for the class.

(Use with “Beach Riddles,” page 45)

Deep Sea Picture Cards

