

Table of Contents

Introduction	4	Find a Friend	33
What Is Phonemic Awareness?	5	Telephone Talk	33
Make the Most of It!	9	The Picnic	34
Names and Games		Food and Friends Memory Match	34
SONGS		Our Friends	35
Shake Hands*	16	Count the Sounds	35
Fun with Names*	17	Roll a Rhyme	36
Name That Sound	18	We-Can-Share Paper Dolls	36
Singing Silly Names*	19	Back to School	
Good Morning*	20	SONGS	
Morning Game*	21	It's September*	37
ACTIVITIES		Picking Up Pumpkins*	38
Name Game	22	I See Apples*	39
Our School Class Book	22	Favorite Colors*	40
Let's Take Roll!	23	My Lunch Box*	41
Sound Sort	23	Apples*	42
Silly Names	24	ACTIVITIES	
Silly-Soup Class Book	24	September Spinning Game	43
Fun with Friends		Garden Time	43
SONGS		Worm and Apple Game	44
Where Can My Good Friend Be?*	25	Color Rhymes	44
Friends Sound March*	26	Lunch-Box Sorting	45
Buddy Boogie*	27	Apples in a Basket	45
Who's My Friend?*	28	Musical Math	
Where Is My Friend?*	29	SONGS	
I Have a New Friend*	30	What Time Is It?*	46
Share with You*	31	A-Counting We Will Go*	47
ACTIVITIES		Clapping Patterns*	48
Guess My Friend	32	I Like to Sort*	49
Mirror, Mirror, on the Wall	32	Can You Make a Number Rhyme?	50

ACTIVITIES

My Clock	51
We Can Count	51
Living Patterns	52
Keep the Rhythm Game	52
Classroom Sorting	53
Number Rhymes	53

Halloween Surprise

SONGS

It's Halloween Night*	54
Five Little Pumpkins*	55
Bats	56
My Spooky House*	57
What I Spy in the Night	58

ACTIVITIES

Halloween Songbook	59
Halloween Ball Class Book	59
Pumpkin Patch	60
Spin a Web	60
Bats in the Belfry	61
Flying Bats	61
Spooky House	62
I Spy	62

Thanksgiving Favorites

SONGS

What's Cooking in the Kitchen?*	63
Mr. Turkey*	64
Turkey Talk*	65

Tommy the Turkey*	66
Thanksgiving Dinner*	67
Let's Give Thanks*	68

ACTIVITIES

What's Cooking?	69
Mr. Turkey Eats	69
T . . . T . . . Turkey	70
Treats for Turkey	70
Our Thanksgiving Menu	71
We're Thankful Class Book	71

Fall Fun

SONGS

I Saw an Owl*	72
Talk with the Animals*	73
Funny Fall Animals	74
Colored Leaves*	75
Silly Sally Squirrel*	76

ACTIVITIES

Owl Puppet	77
Nocturnal Critters	77
Animal Puppets	78
Animal Antics	78
Leaf Play	79
The Hungry Squirrel	79

Reproducibles	80
---------------	----


Phonemic-Awareness Index	95
--------------------------	----

Shake Hands


(sing to the tune of "Looby Loo")



Shake hands with **Billy Boo**,
Shake hands with **Billy Bay**,
Shake hands with **Billy Boo**,
Let's sing it another way.



Stand up **Sandi Soo**,
Stand up **Sandi Say**,
Stand up **Sandi Soo**,
Let's meet more friends that way.



Additional verses: Replace bolded names and letters to continue the song.
For example, *Shake hands with **Nancy Noo**.*

Name Game


Phoneme Substitution

Materials

- “Shake Hands” song (page 16)
- sentence strips
- pocket chart
- index cards
- student photos
- glue
- gift bag

Print on sentence strips the words to “Shake Hands” with bolded words omitted, and place the strips in a pocket chart. Write student names on index cards and glue student photos to them. Place name cards in a gift bag. Choose a name and place it in the blank spot of the sentence strip. Identify the initial sound in the student’s name and write it on three index cards to substitute the bolded letters in the song. Then sing “Shake Hands,” substituting the student’s name and first sound. Move the student’s name card down to each line as you sing.

(Use with “Shake Hands,” page 16)



Our School Class Book

Phoneme Substitution


Materials

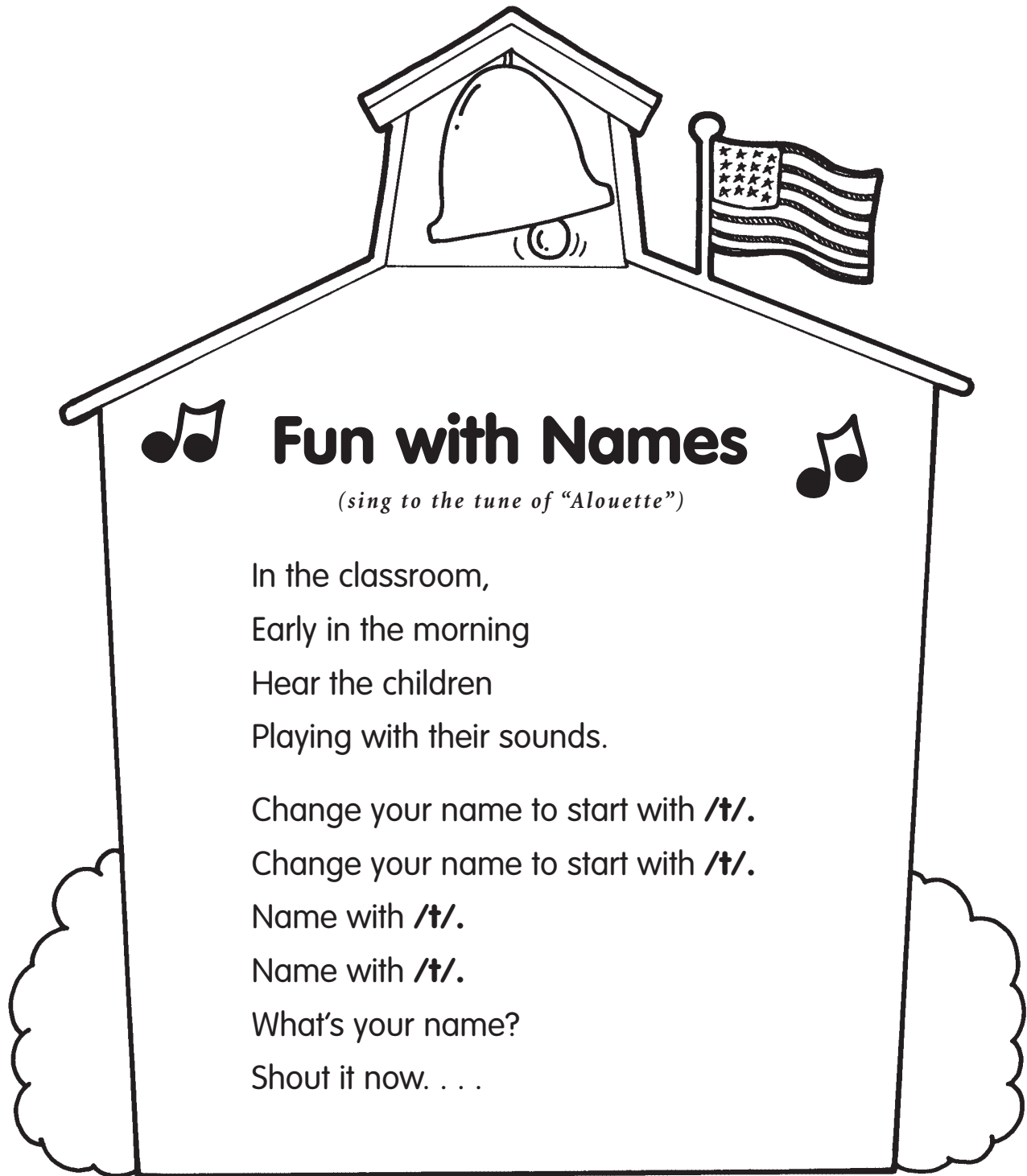
- “Fun with Names” song (page 17)
- Schoolhouse reproducible (page 80)
- small sticky notes
- bookbinding materials

Write each student’s name on the roof of a Schoolhouse reproducible. Give students three small sticky notes, and invite students to write a different letter or letter blend on each sticky note. Have students stack the sticky notes on top of each other and cover the initial letter of their name with the sticky notes to form and then say new words.

Invite students to sing “Fun with Names” while flipping up each sticky note, revealing a new letter or letter blend to change their names. Extend the fun by inviting students to decorate their schoolhouse and binding the pages into a class book.

(Use with “Fun with Names,” page 17)





Fun with Names



(sing to the tune of "Alouette")

In the classroom,
Early in the morning
Hear the children
Playing with their sounds.

Change your name to start with **/t/**.

Change your name to start with **/t/**.

Name with **/t/**.

Name with **/t/**.

What's your name?

Shout it now. . . .

Note: Children shout out their altered name and then begin the next verse.

Additional verses: Replace bolded sounds to continue the song. For example,
Change your name to start with /ch/.