

Table of Contents

Introduction	3
Getting Started	
Assembling the Mini-Books and Reading Sticks.....	4
Customizing the Challenge Level.....	4
Introducing a Mini-Book	5
Parent Involvement	6
Sight Words List	8
Mini-Book Overviews	9
Mini-Books (focus high-frequency word in parentheses)	
Math	
I Am (am)	19
Buttons (we).....	23
Look and See Shapes (can).....	27
Patterns (are).....	31
Chef ___'s Pizza (and, are, I, we).....	35
Self-Esteem	
Look! (look).....	39
When I Grow Up (be)	43
I Can (make).....	47
What Do We Need? (do)	51
Look at Me! (look, make, me).....	55
Science	
Watch My Garden Grow (I).....	59
Rain (the)	63
Bugs (is)	67
Matter (a)	71
This Is Fall (I, is, on).....	75
Seasonal/Holiday	
Halloween Party (was)	79
In Went (in)	83
A Valentine (it).....	87
The Leprechaun (here).....	91
Spring Eggs (here, is, it).....	95
Animals	
A Jungle Good Morning (to).....	99
At the Zoo (will).....	103
___'s Farm (like).....	107
An Alligator (has).....	111
All Penguins (all, like, to, will).....	115
Just for Fun	
The Missing Tooth (my)	119
Go Up (go).....	123
Rhyming Book (with)	127
Who Is This From? (from).....	131
School Is Out (is, my, there, to, with).....	135
Patterns	139

At the Zoo





Literature Link: *We're Going to the Zoo*
by Tom Paxton
(MORROW)

Focus Word: will

Other Sight Words: are, at, I, see, the, where, you

Cover Art: Have students color a paper map (page 143) and glue it to their cover.

Reading Stick: Glue a jungle animal sticker or a paper safari hat (page 143) to a craft stick.



's Farm

Literature Link: *One Cow Moo Moo!*
by David Bennett
(HENRY HOLT AND COMPANY)

Focus Word: like

Other Sight Words: all, I, that, the

Cover Art: Have students color a paper barn (page 143) and glue it to their cover.

Reading Stick: Glue wiggly eyes and a beak (cut from orange felt/paper) to a yellow pom-pom to make a "chick," and glue the chick to a craft stick.

An Alligator

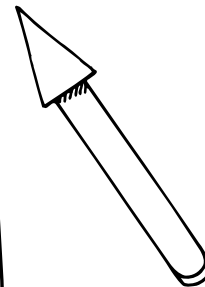

Literature Link: *Alligator Baby*
by Robert Munsch
(CARTWHEEL BOOKS®)

Focus Word: has

Other Sight Words: a, an, can, in, the

Cover Art: Have students color a paper alligator (page 143) and glue it to their cover.

Reading Stick: Glue a white triangle tooth to a craft stick.



Animal Patterns

