

# Table of Contents

Introduction .....	2
Making and Using the Instant Books.....	3
Plurals Word List.....	5


## Instant Books

Flip Books.....	7
Word Cards .....	8
Make Your Own Word Cards .....	15
Feeding Time Fold-a-Book (-s).....	16
Plurals with <b>es</b> Strip Book.....	17
Pocket Pal (-s, -es).....	18
Pocket Pal Cards (-s, -es).....	19
Riddle Fun with Plurals Mini Book (-s, -es)..	20
Plurals with <b>ies</b> Strip Book .....	21
Pocket Pal (-s, -ies).....	22
Pocket Pal Cards (-s, -ies).....	23
Where Did You Go? Fold-a-Book (-s, -ies)...	24
Plurals with <b>ves</b> Strip Book.....	25
Grocery Shopping Time Fold-a-Book (-s, -es, -ies, -ves) .....	26
Riddle Fun with Plurals Mini Book (-s, -ies, -ves).....	27
Some Words Can Mean One or More Accordion-Fold Book .....	28
Irregular Plurals Strip Book.....	29
Riddle Fun with Plurals Mini Book (plurals review) .....	30
Mammal Plurals Accordion-Fold Book (plurals review).....	31
Bird Plurals Accordion-Fold Book (plurals review).....	32

# Introduction

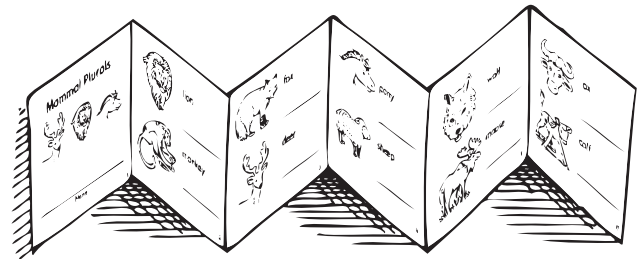
## About the Build-a-Skill Instant Books Series

The *Build-a-Skill Instant Books* series features a variety of reproducible instant books that focus on important reading and math skills covered in the primary classroom. Each instant book is easy to make, and once children become familiar with the basic formats that appear throughout the series, they will be able to make new books with little help. Children will love the unique, manipulative quality of the books and will want to read them over and over again as they gain mastery of basic learning skills!



## About Build-a-Skill Instant Books: Plurals

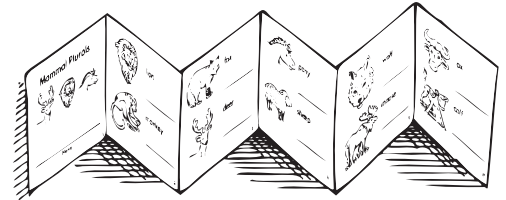


This book features plurals in fun and easy-to-make instant books. Children will make flip books, strip books, mini books, and more! As children read and reread their instant books, they will improve their understanding of plurals and increase their vocabulary. For your reference, the plurals presented in this book are listed on pages 5–6.



Refer to the Table of Contents to help with lesson planning. Choose instant book activities that fit with current curriculum goals in your regular or ELL classroom. Use the instant books to practice skills or introduce new ones. Directions for making the instant books appear on pages 3–4. To use a bookmaking activity as homework, provide copies of the directions along with the book patterns.

# Making and Using the Instant Books

Most of the instant books in this resource require only one or two pieces of paper. Copy the pages on white copy paper or card stock, or use colored paper to jazz up and vary the formats. Children will love personalizing their instant books by coloring them, adding construction paper covers, or decorating them with collage materials such as ribbon and stickers. Customize the instant books by adding extra pages or by creating your own word cards using the reproducible on page 15.



Children can make instant books as an enrichment activity when their regular classwork is done, as a learning center activity during guided reading time, or as a homework assignment. Have children place completed instant books in their classroom book boxes and then read and reread the books independently or with a reading buddy. After children have had many opportunities to read their books in school, send the books home for extra skill-building practice.



## Directions for Making the Instant Books


There are six basic formats for the instant books in this guide. The directions appear below and on the next page for quick and easy reference. The directions are written to the child, in case you would like to send the bookmaking activities home as homework. Just copy the directions and attach them to the instant book pages.

### Hint!

Use the word cards on pages 8–14 with the instant books on page 7 to introduce the concept of plurals. The words are grouped according to the rules for forming plurals. As a rule of thumb, 6–10 cards can be easily stapled onto each instant book. To have children practice using plurals in context, use the instant books on pages 16–32.


## Flip Books, page 7

1. Cut out the two flip books, word cards, and blank word pair cards.
2. Staple the word pair cards to the “I can read” flip book.
3. Staple the blank word pair cards to the “I can write” flip book.
4. Practice reading and writing pairs of words!




## Fold-a-Book, pages 16, 24, 26

1. Finish the book by writing the correct words on the lines.
2. Cut along the solid lines.
3. Fold the book on the dotted lines to make four pages.



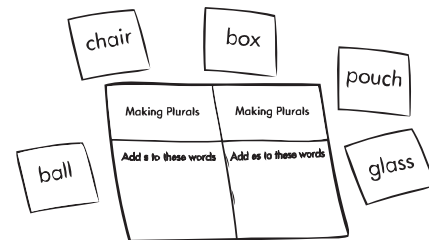
## Strip Book, pages 17, 21, 25, 29

1. Finish the book by writing the plurals.
  2. Cut out the strips and put them in order.
  3. Staple the book on the left.
- Optional:* On the back of each page, write your own sentences with the plurals you wrote.




## Pocket Pal, pages 18-19, 22-23

1. Cut out the chart and pockets.
2. Place the pockets on top of the chart. Glue and staple where shown.
3. Cut out the word cards. Write the plural on the back of each card.
4. Sort the cards into the correct pockets.



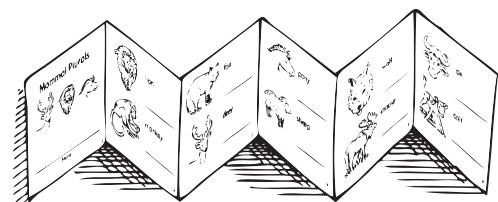
## Mini Book, pages 20, 27, 30

1. Underline the plurals on each page.
2. Write the plurals and their singular forms on the lines.
3. Cut out the pages and put them in order.
4. Staple the book on the left.



## Accordion-Fold Book, pages 28, 31, 32

1. Write the missing words on the lines.
  2. Cut along the solid lines to form two strips.
  3. Glue one strip onto the other where shown.
  4. Fold back and forth along the dashed lines.
- Optional:* On the back of the pages, write sentences with the plurals you wrote.



# Plurals Word List

The following plural forms are presented in this book.

## Plurals with -s

Add **-s** to most words.

animal	animals	elephant	elephants	plate	plates
apple	apples	farmer	farmers	rabbit	rabbits
ball	balls	grade	grades	school	schools
bird	birds	head	heads	stork	storks
book	books	horse	horses	student	students
boot	boots	house	houses	sun	suns
chair	chairs	insect	insects	swallow	swallows
chicken	chickens	lion	lions	swan	swans
clock	clocks	minivan	minivans	table	tables
cow	cows	owl	owls	tail	tails
crow	crows	pancake	pancakes	teacher	teachers
door	doors	paper	papers	whale	whales
duck	ducks	pencil	pencils		
		pig	pigs		

## Plurals with -es

Add **-es** to words that end in *ch*, *sh*, *x* or *s*.

### Words ending in ch

beach	beaches
bench	benches
couch	couches
finch	finches
lunch	lunches
ostrich	ostriches
peach	peaches
pouch	pouches
sandwich	sandwiches
watch	watches

### Words ending in sh

brush	brushes
bush	bushes
dish	dishes
sash	sashes
wish	wishes

### Words ending in x

ax	axes
box	boxes
fox	foxes

### Words ending in s

bus	buses
circus	circuses
class	classes
dress	dresses
glass	glasses
guess	guesses

# Plurals Word List

## Plurals with -ies

If a word ends in a **consonant** and **y**, change the **y** to **i** and add **es**.

baby	babies
berry	berries
butterfly	butterflies
candy	candies
cherry	cherries
city	cities
daisy	daisies
family	families
grocery	groceries
guppy	guppies
lady	ladies
lily	lilies
pansy	pansies
party	parties
penny	pennies
pony	ponies
puppy	puppies
sky	skies
story	stories
strawberry	strawberries
trophy	trophies

## Plurals that end in -ys

If a word ends in a **vowel** and **y**, add an **s**.

boy	boys
day	days
donkey	donkeys
key	keys
monkey	monkeys
ray	rays
toy	toys
tray	trays
turkey	turkeys

## Singular and Plural Words that Have the Same Form

catfish	catfish
deer	deer
fish	fish
goldfish	goldfish
moose	moose
reindeer	reindeer
salmon	salmon
sheep	sheep
shrimp	shrimp
tuna	tuna

## Plurals with -ves

If a word ends in **f** or **fe**, change the **f** to **v** and add **es**.

calf	calves
elf	elves
half	halves
knife	knives
leaf	leaves
life	lives
loaf	loaves
self	selves
shelf	shelves
thief	thieves
wife	wives
wolf	wolves

## Irregular Plurals

Some words look very different when they are changed to their plural forms.

child	children
foot	feet
goose	geese
man	men
mouse	mice
ox	oxen
person	people
tooth	teeth
woman	women

# Flip Books

Name \_\_\_\_\_

I can read words in singular  
and plural forms.

Staple word cards here.

Name \_\_\_\_\_

I can write words in singular  
and plural forms.

Staple blank cards here.

Plurals  
with -s

## Word Cards

<p>Plural means more than one. Add <b>s</b> to most words to make plurals.</p>	<p>book</p>	<p>books</p>
<p>clock</p>	<p>paper</p>	<p>papers</p>
<p>pencil</p>	<p>school</p>	<p>schools</p>
<p>student</p>	<p>teacher</p>	<p>teachers</p>

Plurals  
with -es

## Word Cards

Plural means more than one.  
Add **es** to make plurals with  
words that end in **ch** or **sh**.

lunch

lunches

bench

benches

brush

brushes

peach

peaches

bush

bushes

dish

dishes

wish

wishes

Plurals  
with -es

## Word Cards

Plural means more than one.

Add **es** to make plurals with words  
that end in **s** or **x**.

class

classes

bus

buses

circus

circuses

ax

axes

box

boxes

fox

foxes

Plurals  
with -ies

## Word Cards

Plural means more than one. If a word ends in a **consonant** and **y**, change the **y** to **i** and add **es** to make plurals.

candy

candies

baby

babies

city

cities

family

families

lady

ladies

puppy

puppies

story

stories

Plurals  
with -ves

## Word Cards

<p>Plural means more than one. For most words ending in <b>f</b> or <b>fe</b>, change the <b>f</b> to <b>v</b> and add <b>es</b> to make plurals.</p>	<p>calf</p> <p>calves</p>
<p>half</p> <p>halves</p>	<p>knife</p> <p>knives</p>
<p>leaf</p> <p>leaves</p>	<p>shelf</p> <p>shelves</p>
<p>wife</p> <p>wives</p>	<p>wolf</p> <p>wolves</p>

# Word Cards

Plural means more than one.  
Some words stay the same when  
they are used as plurals.

deer

deer

fish

fish

moose

moose

reindeer

reindeer

salmon

salmon

sheep

sheep

tuna

tuna

# Word Cards

Plural means more than one.  
Some words look very different when they are changed to their plural forms.

foot

feet

child

children

mouse

mice

person

people

tooth

teeth

woman

women

**Make  
your Own**

# **Word Cards**

<hr/> <hr/>	<hr/> <hr/>	<hr/> <hr/>	<hr/> <hr/>
<hr/> <hr/>	<hr/> <hr/>	<hr/> <hr/>	<hr/> <hr/>
<hr/> <hr/>	<hr/> <hr/>	<hr/> <hr/>	<hr/> <hr/>
<hr/> <hr/>	<hr/> <hr/>	<hr/> <hr/>	<hr/> <hr/>