

# Table of Contents

Introduction .....	2
Making and Using the Instant Books.....	3
Irregular Vowels Word List.....	5

## Instant Books

Read-and-Write Irregular Vowels Book .....	7
Irregular Vowels Word Cards .....	8
Make Your Own Word Cards .....	17
<i>ow</i> Riddles Strip Book.....	18
<i>ou</i> Riddles Strip Book.....	19
Counting Fun Fold-a-Book ( <i>ow, ou</i> ) .....	20
<i>aw</i> Riddles Strip Book.....	21
<i>au</i> Pictures Accordion-Fold Book.....	22
Three Forest Animals Accordion-Fold Book ( <i>aw, au</i> ).....	23
<i>ea</i> Riddles Strip Book.....	24
<i>ei</i> Pictures Accordion-Fold Book .....	25
<i>ew</i> Riddles Strip Book.....	26
A Winter Ride Fold-a-Book ( <i>ea, ei, ew</i> ).....	27
<i>oi</i> Riddles Strip Book.....	28
<i>oy</i> Riddles Strip Book.....	29
Joyce's Toys Fold-a-Book ( <i>oi, oy</i> ) .....	30
Looking at Nature Mini Book.....	31
Around the House Mini Book.....	32

# Introduction

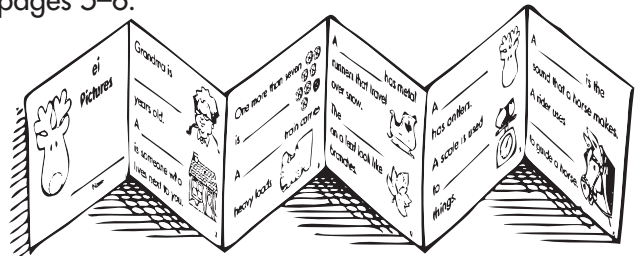
## About the Build-a-Skill Instant Books Series

The *Build-a-Skill Instant Books* series features a variety of reproducible instant books that focus on important reading and math skills covered in the primary classroom. Each instant book is easy to make, and once children become familiar with the basic formats that appear throughout the series, they will be able to make new books with little help. Children will love the unique, manipulative quality of the books and will want to read them over and over again as they gain mastery of basic learning skills!



## About Build-a-Skill Instant Books: Irregular Vowels




This book features irregular vowels in fun and easy-to-make instant books. Children will make flip books, strip books, mini books, and more! As children read and reread their instant books, they will increase their understanding of irregular vowels and strengthen their reading, writing, and spelling skills. For your reference, commonly used words with irregular vowels are listed on pages 5–6.



Refer to the Table of Contents to help with lesson planning. Choose instant book activities that fit with current curriculum goals in your regular or ELL classroom. Use the instant books to practice skills or introduce new ones. Directions for making the instant books appear on pages 3–4. To use a bookmaking activity as homework, provide copies of the directions along with the book patterns.

# Making and Using the Instant Books

Most of the instant books in this resource require only one or two pieces of paper. Copy the pages on white copy paper or card stock, or use colored paper to jazz up and vary the formats. Children will love personalizing their instant books by coloring them, adding construction paper covers, or decorating them with collage materials such as ribbon and stickers. Customize the instant books by adding extra pages or by creating your own word cards using the reproducible on page 17.



Children can make instant books as an enrichment activity when their regular classwork is done, as a learning center activity during guided reading time, or as a homework assignment. Have children place completed instant books in their classroom book boxes and then read and reread the books independently or with a reading buddy. After children have had opportunities to read their books in school, send the books home for extra skill-building practice.



## Directions for Making the Instant Books

There are five basic formats for the instant books in this guide. The directions appear below and on the next page for quick and easy reference. The directions are written to the child, in case you would like to send the bookmaking activities home as homework. Just copy the directions and attach them to the instant book pages.

### Hint!

Use the word cards on pages 8–17 with the instant book on page 7. These cards let children practice reading words with irregular vowels and writing sentences with them. As a rule of thumb, 6–10 cards can be easily stapled onto each instant book. To have children practice using irregular vowels in context, use the instant books on pages 18–32.


## Read-and-Write Book, page 7

1. Cut out the read-and-write book.
2. Cut out the word cards, and staple them to the top of the book.
3. Glue the book to construction paper that is the same size.
4. Fold the book in half and decorate the cover.
5. Practice reading the words and writing sentences with them.



## Strip Book, pages 18, 19, 21, 24, 26, 28, 29

1. Finish the book by writing the correct words.
2. Cut out the strips, and put them in order.
3. Staple the book on the left.




## Fold-a-Book, pages 20, 27, 30

1. Finish the book by writing the correct words.
2. Cut along the solid lines.
3. Fold the book on the dotted lines to make four pages.



## Accordion-Fold Book, pages 22, 23, 25


1. Finish the book by writing the correct words.
2. Cut along the solid lines to form two strips.
3. Glue one strip onto the other where shown.
4. Fold back and forth along the dashed lines.



## Mini Book, pages 31, 32

1. Write the missing letters.
2. Cut out the pages and put them in order.
3. Staple the book on the left.

*Optional:* On the back of each page, write a sentence using the words on the front side.



# Irregular Vowels Word List

Irregular vowels are vowel combinations that do not fit typical short-vowel and long vowel sounds or spelling patterns. The irregular vowels presented in this book are listed below and on the next page. The list also includes additional words (noted by an asterisk) you may use for making flash cards, posters, and other materials for reinforcing students' skills.

## ow (cow)

allow	gown
*bow	growl
*brow	*how
brown	howl
*chowder	now
clown	owl
cow	plow
crowd	powder
crown	*power
down	shower
*drown	towel
flower	tower
*frown	town

## ou (out)

about	*mound
aloud	mouse
*amount	mouth
around	our
*blouse	out
*bounce	pouch
cloud	proud
couch	round
count	shout
flour	sound
found	*sour
ground	south
*grouse	*spout
hound	*sprout
hour	*trout
house	*wound
loud	

## aw

*awe	law
claw	lawn
crawl	paw
dawn	raw
draw	saw
fawn	*shawl
gnaw	straw
hawk	thaw
jaw	yawn

## ea

bread	lead	spread
breakfast	leather	steady
breath	meadow	sweater
*deaf	measure	thread
*feather	*pleasure	treasure
head	read	weather
heavy	ready	

## au

August	*gauze
author	*haughty
auto	haul
autograph	*haunt
autumn	launch
because	laundry
caught	naughty
*cause	*pause
caution	sauce
daughter	saucer
*fault	taught


# Irregular Vowels Word List

ei	ew	oi	oy
eight	blew	appoint	annoy
eighty	*brew	*avoid	boy
freight	chew	boil	coy
neigh	crew	*broil	*decoy
neighbor	dew	choice	destroy
reign	drew	coil	disloyal
rein	few	coin	employ
reindeer	flew	*disappoint	enjoy
sleigh	grew	*foil	joy
veil	jewel	join	joyful
vein	knew	joint	loyal
weigh	new	moist	oyster
weight	renew	noise	ploy
	stew	oil	royal
	threw	point	soy
		*rejoice	soybean
		soil	toy
		spoil	voyage
		toil	
		voice	

# Read-and-Write Irregular Vowels Book

Name \_\_\_\_\_

I can read words with irregular vowels.



Staple word cards here.

I can write sentences using words with irregular vowels.

---

---

---

---


---

---

---

ow

# Word Cards



brown

clown

cow

crowd

crown

down

flower

now

owl


powder

shower

town

ou

# Word Cards



about

cloud

count

flour

found

house

loud

mouse

mouth


pouch

proud

round

aw

# Word Cards



claw

crawl

draw

fawn

hawk

jaw

lawn

paw

raw


saw

straw

yawn

au

# Word Cards



August

author

autograph

autumn

caught

caution

daughter

haul

launch

naughty

saucer

taught