

Table of Contents

Introduction	2
Making and Using the Instant Books.....	3


Instant Books

Flip Books	5
Mini Flip Book.....	6
Read-and-Write Book	7
Sight Word Cards	8
Make Your Own Word Cards	14
Strip Book (<i>I, like</i>)	15
Strip Book (<i>I, can, see, the</i>)	16
Fold-a-Book (<i>I, have, a</i>)	17
Mini Book (<i>I, am, not, a</i>)	18
Flip Book (<i>I, like, and, with, in, by, on</i>).....	19
Flip Book (<i>look, at, the, in, on, for, by</i>).....	20
Strip Book (<i>we, had, three</i>).....	21
Flip Book (<i>he, is, on, the, she, this, that, it</i>)....	22
Strip Book (<i>this, is, a, me</i>)	23
Flip Book (<i>I, can, see, a, be, make, look, at, have</i>).....	24
Flip Book (<i>this, is, a, here, she, he, there</i>)	25
Mini Book (<i>here, are, the, and, one, is</i>).....	26
Strip Book (<i>we, like, to, go, the</i>)	27
Fold-a-Book (<i>look, up, what, can, it, be, is, a</i>)	28
Strip Book (<i>what, do, you, want, a, or</i>)	29
Fold-a-Book (<i>come, with, me, will, you, we</i>)	30
Mini Book (<i>do, they, make, it, from</i>)	31
Strip Book (<i>my, your, has, no, all, the</i>)	32

Introduction


About the Build-a-Skill Instant Books Series

The *Build-a-Skill Instant Books* series features a variety of reproducible instant books that focus on important reading and math skills covered in the primary classroom. Each instant book is easy to make, and once children become familiar with the basic formats that appear throughout the series, they will be able to make new books with little help. Children will love the unique, manipulative quality of the books and will want to read them over and over again as they gain mastery of basic learning skills!




About the Build-a-Skill Instant Books: Sight Words, Part 1

This book features 50 sight words in fun and easy-to-make instant books. Children will develop fine motor skills and practice following directions as they cut, fold, and staple the reproducible pages together to make flip books, strip books, mini books, and more! As children read and reread their instant books, they will increase their immediate recognition of sight word vocabulary, and they will build fluency and comprehension skills.




Refer to the Table of Contents to help with lesson planning. Choose instant book activities that fit with the curriculum goals in your regular or ELL classroom. Use the instant books to practice skills or introduce new ones. Directions for making the instant books appear on pages 3 and 4. These should be copied and sent along with the book patterns when assigning a bookmaking activity as homework.

Read-and-Write Book



I can read

Staple word cards here.




I can write

Handwriting practice lines consisting of a solid top line, a dashed middle line, and a solid bottom line, repeated four times.


we, had, three

Strip Book

We Had a Picnic!



We had three apples.

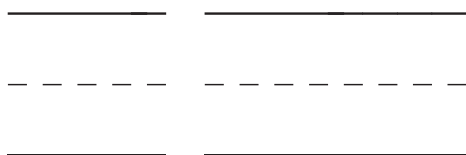


We had three sandwiches.

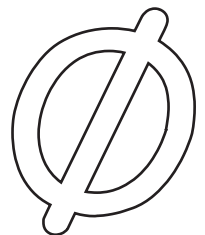


We had three cookies.

But



no ants.



he, is, on, the, she, this, that, it

Flip Book

Staple word cards here.

He

is on the wall.



She

This

That

It

What Pet Do You Want?



1

Do you want a bird or a turtle?

Do you want a cat or a dog?


2

Do you want a lizard or a hamster?

Do you want a snake or a frog?

3

What pet do you want?



4

I want a _____.

5