

# Door Hangers

Door hangers offer students an opportunity to write brief messages to others and experience the excitement of delivery and discovery.

## Materials:

- construction paper/tagboard
- scissors
- pencils
- crayons/markers
- pattern, p. 88


## Directions:

Reproduce the pattern on page 88 or use it to make patterns for students to trace.




## Factual Information

Make a door hanger listing information you are trying to learn. Place the hanger where you will see it each day.



## School Worker

Let your principal or someone else at school know why you appreciate him/her by writing your thoughts on a door hanger. Imagine that person's surprise and pleasure when the gift is discovered.




## Friendship

Create a door hanger telling a friend how much you value his/her friendship.




## Book Recommendation

Tell others about a book you think they would enjoy reading. Write your recommendation on a door hanger.




## Do Not Disturb!

Make a "Do Not Disturb" door hanger to use when doing homework, reading, listening to music, or resting.




## Invitation

Write a door hanger invitation asking another class to join in a special activity.




## Reminder

Design a "reminder" door hanger for yourself. Place it on your bedroom door or inside the front door so you will see it as you leave the house.



## Good News

Tell your parents some good news by writing it on a door hanger. Hang it on a door where they will be sure to see it.



## Other Ideas . . .

- Notes to neighbors
- Delivery instructions
- Sorry I missed you
- Advertise an event

# Door Hanger Pattern

