


# NOVEMBER.....

There are so many wonderful teaching ideas and opportunities for children to express themselves in November, including the first Thanksgiving, Native Americans, and harvest time. You can teach children about corn and plan a classroom feast as a culminating activity.



## Literature Links .....


- ☆ *Arthur's Thanksgiving* by Marc Brown (Econo-Clad Books)
- ☆ *Corn* by Ann Burckhardt (Bridgestone Books)
- ☆ *Corn is Maize: The Gift of the Indians* by Aliko (HarperTrophy)
- ☆ *The First Thanksgiving* by Linda Hayward (Econo-Clad Books)
- ☆ *If You Sailed on the Mayflower in 1620* by Ann McGovern (Scholastic)
- ☆ *Thanksgiving Day* by Gail Gibbons (Holiday House)

### Materials

- ❑ Turkey Feathers reproducible (page 37)
- ❑ construction paper (6 colors)
- ❑ scissors
- ❑ 4" x 5" (10 cm x 12.5 cm) brown paper rectangles
- ❑ 2½" x 11" (6.3 cm x 28 cm) red paper strips
- ❑ glue
- ❑ yellow scrap paper

## Thankful Turkeys

Copy the Turkey Feathers reproducible on six colors of construction paper. (Each child will need one feather in each color.) Cut apart a set of feathers for each child. Invite children to brainstorm a list of things for which they are thankful. Write their responses on the chalkboard. Give each child a set of feathers, a brown paper rectangle, and a strip of red paper. Have children complete the sentence frame on each feather and then glue the feathers to the back of the brown rectangle. Show children how to roll their paper strip and glue it to the top of the brown rectangle to create the turkey's head. Invite children to use yellow scrap paper to make a beak, eyes, and feet and then glue them to the front of the turkey. Place the finished turkeys on a bulletin board titled *Give Thanks*.




### Materials

- ❑ *If You Sailed on the Mayflower in 1620* by Ann McGovern
- ❑ Mayflower Suitcase reproducible (page 38)
- ❑ drawing paper
- ❑ crayons or markers

## If I Sailed on the Mayflower

Read aloud *If You Sailed on the Mayflower in 1620*. Discuss the story with the class, and ask children what they would take with them if they sailed on the Mayflower. Have children write or dictate their sentence on the Mayflower Suitcase reproducible, and ask them to cut out their suitcase. Then, invite children to draw a large picture of themselves dressed as a pilgrim and cut it out. Display their drawings and suitcases on a bulletin board titled *If We Sailed on the Mayflower*.

### If We Sailed on the Mayflower

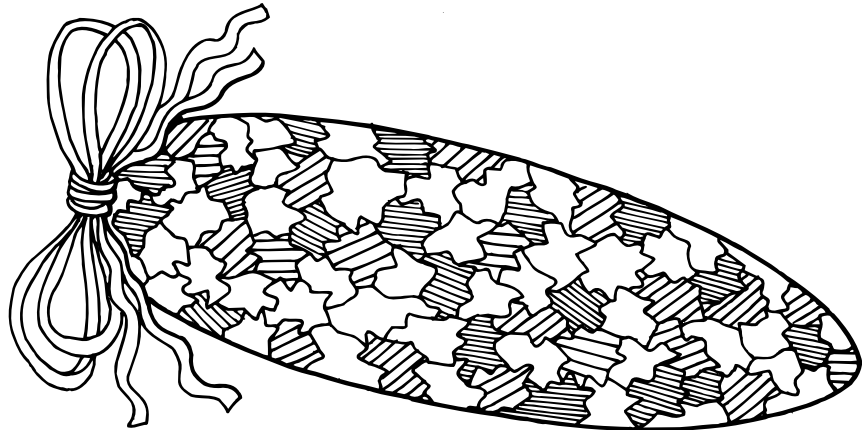


### Materials

- ❑ Corn pattern (page 39)
- ❑ card stock
- ❑ scissors
- ❑ yellow, brown, and orange construction paper
- ❑ glue
- ❑ raffia

## Mosaic Corncobs

Make a card stock copy of the Corn pattern for each child, and have children cut out the corncob. Invite children to tear pieces of yellow, brown, and orange construction paper and glue them on their cob. Encourage children to overlap the paper and completely cover their cob. Tie raffia into bows, and glue a bow to the top of each cob. Display the corncobs on a fall bulletin board.

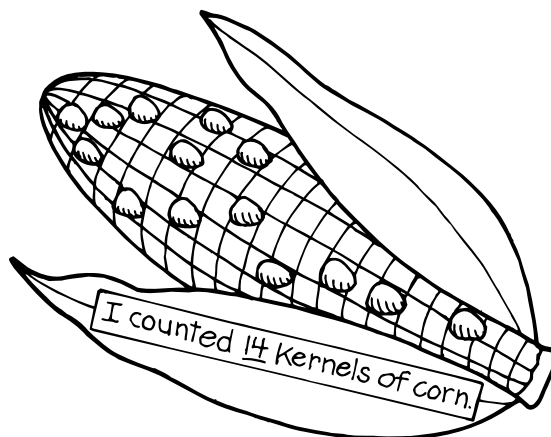


### Materials

- ❑ Corn pattern (page 39)
- ❑ Corn Sentence Strips reproducible (page 40)
- ❑ card stock
- ❑ scissors
- ❑ yellow and green construction paper
- ❑ glue
- ❑ corn kernels

## Corn Counting

Make several card stock copies of the Corn pattern, and make several copies of the Corn Sentence Strips reproducible. Cut out the corncob and leaf patterns, and cut apart the sentence strips. Have each child take turns tracing a corncob on yellow paper and two leaves on green paper and cut out the pieces. Tell children to glue a leaf on each side of their cob. Give each child a handful of corn kernels and a sentence strip. Name a number, and ask children to glue that many kernels on their cob. Have each child complete the sentence *I counted \_\_\_ kernels of corn.* Then, invite children to glue their sentence strip to one of their leaves.



# Turkey Feathers



**I am thankful for** \_\_\_\_\_  
\_\_\_\_\_  
\_\_\_\_\_



**I am thankful for** \_\_\_\_\_  
\_\_\_\_\_  
\_\_\_\_\_



**I am thankful for** \_\_\_\_\_  
\_\_\_\_\_  
\_\_\_\_\_



**I am thankful for** \_\_\_\_\_  
\_\_\_\_\_  
\_\_\_\_\_

# Mayflower Suitcase

If I sailed on the Mayflower, I would take \_\_\_\_\_

---

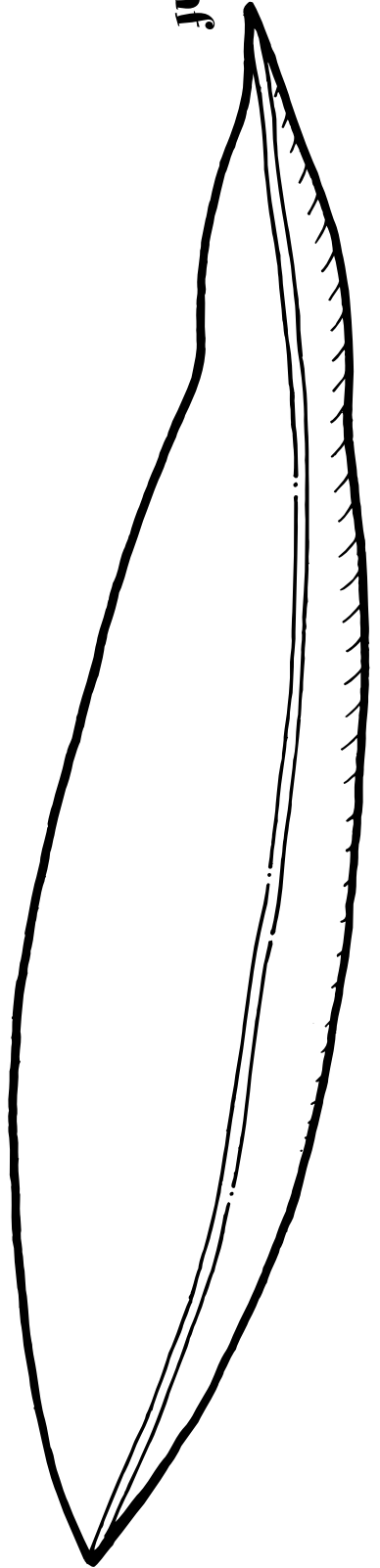
---

---

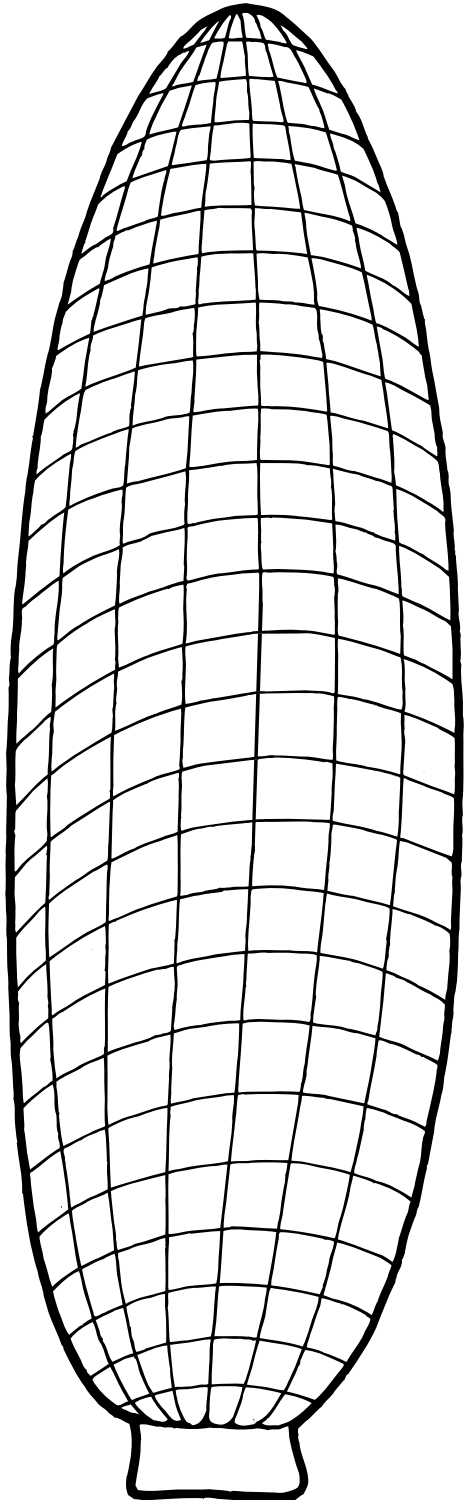
Name \_\_\_\_\_

# Corn

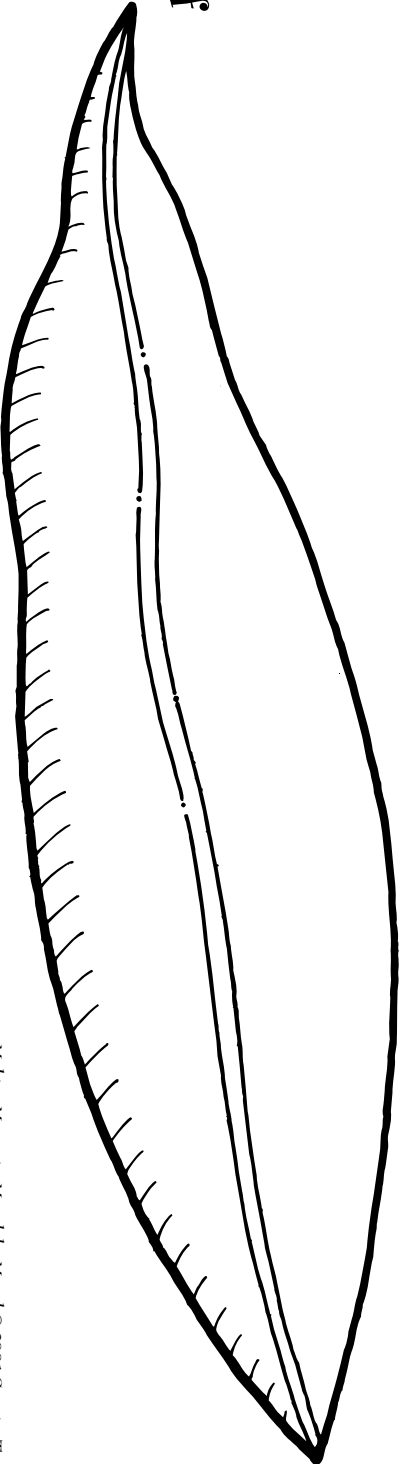
leaf



corn cob



leaf



# Corn Sentence Strips

**I counted \_\_\_\_\_ kernels of corn.**

**I counted \_\_\_\_\_ kernels of corn.**

**I counted \_\_\_\_\_ kernels of corn.**

**I counted \_\_\_\_\_ kernels of corn.**

**I counted \_\_\_\_\_ kernels of corn.**

**I counted \_\_\_\_\_ kernels of corn.**

**I counted \_\_\_\_\_ kernels of corn.**

**I counted \_\_\_\_\_ kernels of corn.**

**I counted \_\_\_\_\_ kernels of corn.**

**I counted \_\_\_\_\_ kernels of corn.**




## Turkey

Paint the palm and thumb of each child's hand with brown paint. Paint the remaining fingers with green, red, orange, and yellow paint. Ask children to press their hand on a piece of white paper. Have them use red paint to make a wattle for their turkey and black paint to make an eye.




## **Here Is a Turkey**

**Here is a turkey  
With his tail spread wide.  
He sees the farmer coming,  
So he's trying to hide.  
He runs across the barnyard,  
Wobble, wobble, wobble.  
Talking turkey talk,  
Gobble, gobble, gobble.**



## **I Am Thankful**


**I am thankful for all I see  
And everything that belongs to me.  
I am thankful for my mom and dad  
Who have given me all that I've had.  
I am thankful for the food I eat  
And the shoes that are on my feet.  
I am thankful for so many things,  
Especially the love my family brings.**



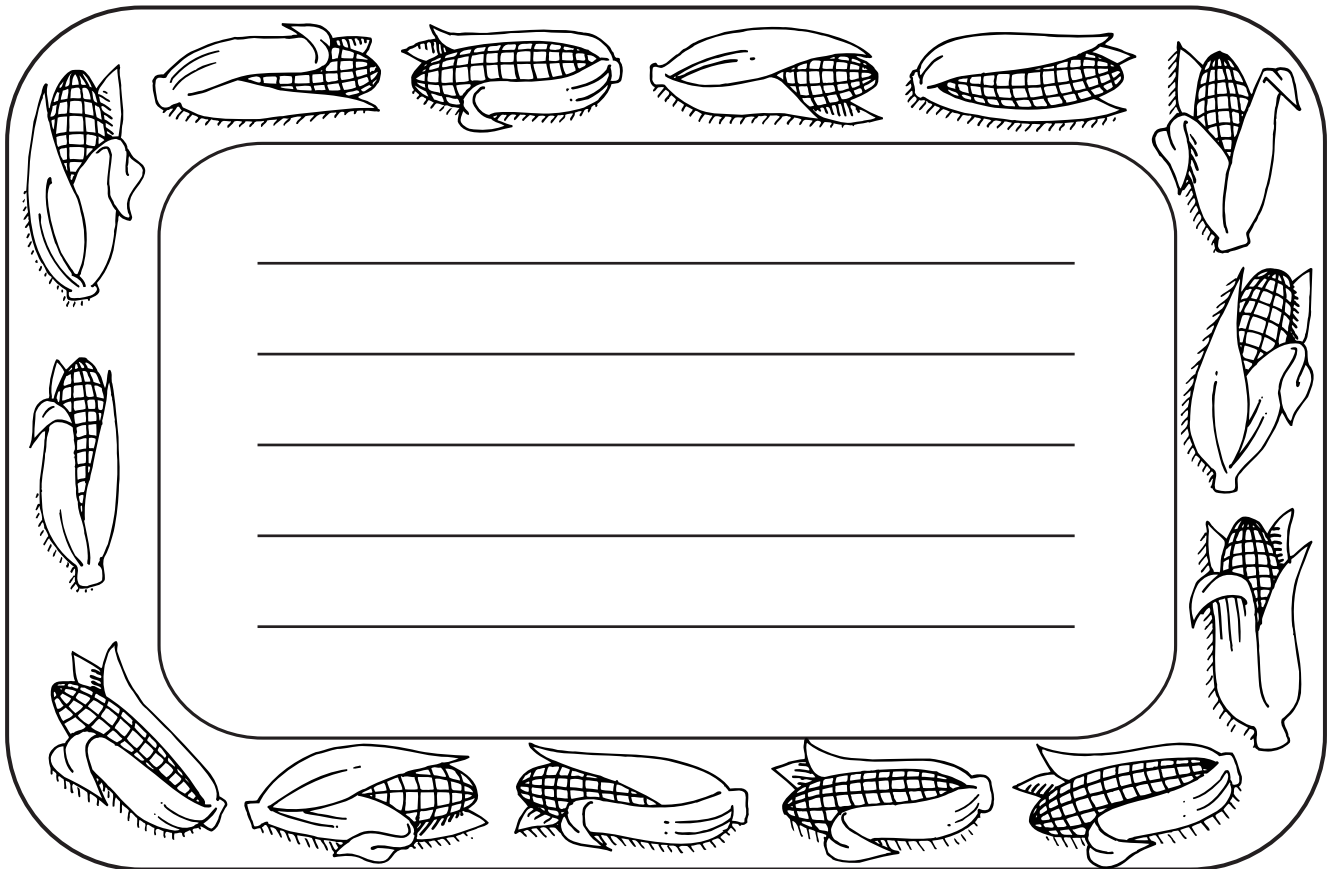


This is how I look in November. I am thankful  
for \_\_\_\_\_

\_\_\_\_\_










# DECEMBER .....

December is full of fun and excitement. There are many holidays in December, and people celebrate in many different ways. It is important to expose children to the different holidays and cultures. Introduce children to the various winter holidays (e.g., Hanukkah, Christmas, Las Posadas). Include a piece of holiday artwork and a brief description of the holiday (see page 52) on a December page in the memory book.



## Literature Links .....

- ☆ *Christmas Around the World* by Mary K. Lankford (Mulberry Books)
- ☆ *Felix's Christmas Around the World* by Annette Langen (Abbeville Press)
- ☆ *The Legend of the Poinsettia* by Tomie dePaola (Putnam Publishing Group)
- ☆ *The Night of Las Posadas* by Tomie dePaola (Putnam Publishing Group)
- ☆ *Olive, the Other Reindeer* by J. Otto Seibold and Vivian Walsh (Chronicle Books)
- ☆ *Our Eight Nights of Hanukkah* by Michael J. Rosen (Holiday House)