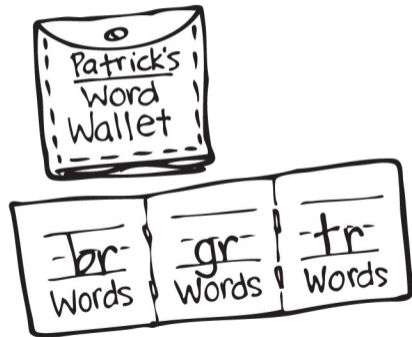



Word Wallet, pages 8-9, 13-14, and 18-19

1. Trace the dotted letters on the wallet.
2. Cut out the wallet. Fold it in half along the solid middle line.
3. Staple where shown. Tape the outer edges. Fold the wallet closed.
4. Write the missing letters on the word cards.
5. Cut out the word cards. Sort them into the correct pockets.



Word Wallet

br, gr, tr



br

Words

gr

Words

tr

Words

Fold here.

Tape here.

Staple here.

Staple here.

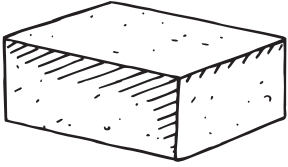
Wallet
Word

Tape here.

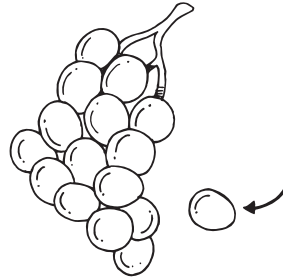
_____s,

br, gr, tr

Wallet Words




_____ ick




_____ ape




_____ ee




_____ uck



_____ ush




_____ ade



_____ oom



_____ ill



_____ ain