

## Back-to-School 2009 INSIDE:

Featuring tips from Tommie Netzer on several must-have products for back to school! Tommie's experience in the educational industry extends to 20 years as a teacher and 20 years as co-owner of a teacher supply store in Texas. Her creative and unique ideas inspire educators to have fun while teaching.



# Creative Teaching Press®

Your Partner in the Classroom™ Since 1965



how  
to use

Look for this logo  
for creative ideas  
for the classroom.

# Better Halls Classrooms™

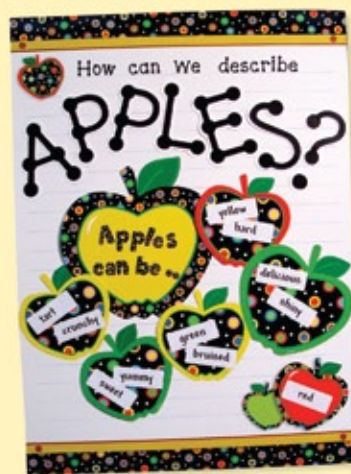
and  
LEARNING MADE FUN



### Poppin' Patterns Back-to-School Apples Bulletin Board Set

Welcome your new students with this appealing back-to-school display or use these colorful pieces to spice up your apple thematic unit! This set includes a welcome sign (13" x 5½"), a coordinating apple with interchangeable message piece (14¾" x 14¾"), an apple basket (12" x 10¼"), 30 student apples, 9 accent apples, a writing chart (17½" x 24"), and ideas for display and use.

CTP 4711 \$11.99



### Describing Apples



how  
to use

- Using the Black Dot-to-Dot Letter Stickers; and Designer Letters write out *How can we describe APPLES?* on the chart provided with the bulletin board set.
- Next, write out *Apples can be...* on an accent apple using the Dots on Black Letter Stickers.
- Invite each student to bring an apple to class.
- Ask students to examine their apples and share their observations. Record the adjectives the students use on the chart.
- Ask students to sample their apples and describe the taste. Add the taste adjectives to the chart.

### 1" Designer Letter Stickers

Uppercase set has 133 pieces per package. Lowercase set has 155 pieces. Includes the letters é and ñ. Acid-free. \$1.99 per package

Aa1

CTP 4630 Dots on Black Uppercase  
CTP 4631 Dots on Black Lowercase

Aa1

CTP 4632 Black Dot-to-Dot Uppercase  
CTP 4633 Black Dot-to-Dot Lowercase

### 4" Black Dot-to-Dot Designer Letters

Each package includes 98 characters plus punctuation marks and numerals.

CTP 1886 Lowercase CTP 1889 Uppercase

\$6.99 per package

AaBb0123



### Prefixes Match



how  
to use

- Create a *Prefixes* header by placing Dots on Black Designer Letters on a bulletin board. Outline the bulletin board using the Dots on a Wave Border.
- Spell out the prefixes *dis-*, *re-*, and *un-* using the Black Spumoni Designer Letter Stickers (see pg. 2) on separate accent apples. Affix the accent apples to the bulletin board.
- Next, type several words on the computer that correspond to the prefixes, print each one on a clear label, and affix to the student apples.
- Set the student apples containing the words next to the bulletin board display. Encourage students to place the correct word next to the appropriate prefix.

### 4" Dots on Black Designer Letters

Contains 216 pieces consisting of uppercase and lowercase letters, punctuation marks, and numerals. Letters are 2"-4" tall.

CTP 1196 \$7.99 per package

### Dots on a Wave Border

35 feet (Width 2¼")  
CTP 1183 \$2.99



AB0123

⚠ CAUTION: Choking Hazard! Small Parts. Not for children under 3 years old.

# Measurement

Length, Weight, Volume, and Temperature

A paperclip is lighter than a pear.

A book is heavier than a pencil.

Tools to Measure Length



Length



How long, wide, or tall an object is

is longer

is shorter



## Measurement: Length, Weight, Volume, and Temperature Mini Bulletin Board Set

Use the detailed illustrations and labels in this set to teach measurement concepts, develop and reinforce skills in learning centers, and enhance vocabulary development. This versatile hands-on mini bulletin board set is great for use in small group instruction, to create file folder games, or for use with a document camera! Perfect for ESL/ELL. Set has 58 pieces.  
CTP 4694 \$6.99



## Learning Center

- Separate the bulletin board pieces.
- Create a bulletin board display using the bulletin board set and colored paper.
- Encourage students to construct comparative statements about two items using the pieces in the set or of the actual items depicted in the picture cards (such as a ruler or paper clip).
- Provide recording sheets for students to draw the picture cards and write the comparative statement.



Laminate the bulletin board pieces for durability.

2


# Making Math Fun

## Math Games Galore! • Gr. K-2

Quick to prepare and easy to learn, the games in Math Games Galore! make learning new math skills fun. Like the classic memory game, the objective is to find the most pairs of matching cards using visual recall. Every game plays by an identical set of rules and directions, so once students learn how to play one game, they have learned how to play all 10 games. 56 page books/\$12.99 each

- CTP 6353 Numbers and Operations Gr. K
- CTP 6354 Algebra and Geometry Gr. K
- CTP 6355 Time and Money Gr. K
- CTP 6356 Number Sense and Place Value Gr. 1
- CTP 6357 Addition and Subtraction Facts Gr. 1

- CTP 6358 Time and Money Gr. 1
- CTP 6359 Number Sense and Place Value Gr. 2
- CTP 6360 Operations and Math Facts Gr. 2
- CTP 6361 Time and Money Gr. 2



CTP 6356

## Concentration Game

- Select a game from a Math Games Galore book and separate the game cards along the perforated lines.
- Make a grid of 2½ inch squares using the Dots on a Wave Blank Chart and colored masking tape.
- Place the cards facedown in 4 rows of 5 cards. The grid will help students organize the cards in lines, which will help them remember the placement of the cards.
- Encourage students to take turns turning over pairs of cards and trying to find a match, just like in traditional memory or concentration games. If there is a question about a match, students refer to the answer key.



Laminate the answer key cards and the game cards for durability. Attach the answer key to the inside of a resealable plastic bag and place the game cards inside. Use the bag to store the game.

## Dots on a Wave Blank Chart

Chart contains activity ideas and reproducibles on the back. 17" x 24".  
CTP 6419 \$2.49




CTP 6361

## File Folder Game

- Select a game from a Math Games Galore book and separate the game cards along the perforated lines.
- Glue half of the set to the file folder.
- Place the corresponding cards next to the folder for students to use in matching the cards.
- Use Black Spumoni Letter Stickers to write the title of the game on the file folder.
- Encourage students to match the cards.

CAUTION: Choking Hazard! Small Parts. Not for children under 3 years old.



# Aa1

## 1" Black Spumoni Letter Stickers


Includes the letters é and ñ. Uppercase set has 133 pieces per package. Lowercase set has 155 pieces. Acid-free.  
CTP 4634 Uppercase CTP 4635 Lowercase  
\$1.99 per package

# Why Conserve Water? How Can We Help? Lesson



**TOMMY'S TIP**

Use the Natural Resources or the Taking Care of the Earth Mini Bulletin Boards and the *Amazing Water* reader to begin your discussion on understanding and conserving natural resources.



## Amazing Water Nonfiction Science Reader • Gr. 3–5

What can be invisible, float in the air, be as hard as a rock, and fill an ocean? You're right! It's water. But do you know just how truly amazing water really is? Find out in this book, which is part of a 24-book series that covers the four main branches of science—physical science, life science, earth and space science, and science and technology, and covers essential content standards. Students will build their scientific knowledge, increase their content vocabulary, and sharpen critical nonfiction comprehension skills. 6 7/8" x 9 1/8" CTP 5724 \$4.99

These mini bulletin board sets will help students understand how the environment is being threatened and what they can do to make a difference. The pictorial support in the set aids nonreaders, struggling readers, and English Language Learners in understanding and comprehending each concept. The sets support science standards and include setup and activity ideas. Great for use with a document camera!



**Natural Resources Mini Bulletin Board Set • Gr. K–5**  
CTP 4702 37 pieces/\$6.99



**Taking Care of the Earth Mini Bulletin Board Set • Gr. K–5**  
CTP 4704 43 pieces/\$6.99



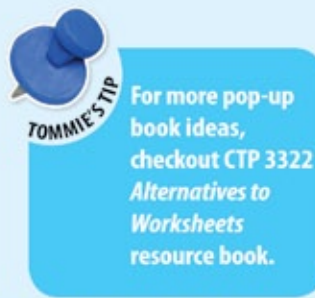
**Take Care of the Earth Designer Cut-Outs**  
Single Design. 36 per package. Approximately 6" x 6". Acid-free. CTP 6236 \$4.99



## Did You Know Facts



- Discuss ways students can conserve water by referencing the Natural Resources and Taking Care of the Earth sets.
- Encourage students to research their own "Did You Know" facts collected from readings about taking care of the environment. Then let them add their ideas on what they can do to help conserve water.
- Publish their writings in a class book. Use the Take Care of the Earth Designer Cut-Outs for the cover of the book.

Continue the lesson with these hands-on activities



## Pop-up Book

- Make a pop-up book with students by using the pieces from the Taking Care of the Earth Mini Bulletin Board set.
- Separate the pieces of the bulletin board set.
- Fold pieces of construction paper in half.
- Cut a tab in the paper and push it through to the inside.
- Have children identify, sort, and match the pictures of the bulletin board set.
- Adhere the matching bulletin board set pieces to the tab.



CTP 3322 \$12.99

# We've Got Spirit!

## Team Spirit Designer Letters and Borders

These letters and borders scream school spirit! Whether the six different color combinations featured in these sets represent your school, college, or other organization, everyone will appreciate the excitement that these designs bring to bulletin boards, signs, and displays.

**A B C**

CTP 6571

**A B C**

CTP 6572

**A B C**

CTP 6573

**A B C**

CTP 6574

**A B C**

CTP 6575

**A B C**

CTP 6576

## Team Spirit Letters

Each set of 4" Designer Letters contains 156 uppercase letters and punctuation marks.  
\$7.99 per package

CTP 6571 Navy Blue & White Designer Letters

CTP 6572 Red & White Designer Letters

CTP 6573 Green & White Designer Letters

CTP 6574 Royal Blue & Gold Designer Letters

CTP 6575 Black & Gold Designer Letters

CTP 6576 Red & Black Designer Letters

## Team Spirit Borders 35 feet (Width 2 1/4") \$2.99 each

CTP 6466

CTP 6467

CTP 6468

CTP 6469

CTP 6470

CTP 6471



CTP 6466 Red & White Border

CTP 6467 Navy Blue & White Border

CTP 6468 Green & White Border

CTP 6469 Royal Blue & Gold Border

CTP 6470 Black & Gold Border


CTP 6471 Red & Black Border



## One More Game (CTP 2219)



- Copy a set of the game cards from the book, cut them apart, and glue them to the blank side of the Poppin' Patterns Dots Designer Cut-Outs.
- On the front side of the cut-outs, glue the Black Designer Numbers that correspond with the answers. Then glue each cut-out to a craft stick.
- Pass the number wands out to the students.
- Have the student with the first card begin the game by saying *I have the first card. Who has...?* Continue to play the game until the person with the last card reads, *I have... Who has the first card?*



## I Have, Who Has? Math • Gr. 1-6

The activities in these books consist of a series of question and answer cards. Students are actively engaged as each player answers a question and then asks the next one. When students reach the last card, they will find that it refers back to the first card. Requires minimal preparation but results in maximum participation and effort. Also available, Language Arts and Science. 208-pg. books/\$21.99 each

CTP 2219 Gr. 1-2

CTP 2208 Gr. 3-4

CTP 2209 Gr. 5-6

## Poppin' Patterns Dots Designer Cut-Outs

6 of each design, 36 per package. Approximately 6" x 6". Acid-free.  
CTP 3869 \$4.99



**123**

## 4" Black Designer Numbers

192 pieces. Also includes math symbols and punctuation.  
CTP 6579 \$7.99 per package



**Creative Teaching Press®**

©2009 Creative Teaching Press #09389